

DiESEL.

0445110105 Diesel Injection Technical Data

SKU: G1W20445110105

COMMON RAIL

DIESEL

INJECTOR

G2 G3 G4 X1 X2 | E1 E3 | M11 N14 XPI

0445110 0445120 | 320D C7 C9 C-9

**DIESEL
INJECTIONS**



**TECHNICAL
DOCUMENTATION**

**DIESEL
INJECTOR**

0445110105 Diesel Injection Technical Data

Content

1. 0445110105 Diesel Injection Introduction	2
1.1. 0445110105 Diesel Injection Basic Information	2
1.2. 0445110105 Diesel Injection Common Information	2
1.3. 0445110105 Diesel Injection Part Number Common Writing	4
1.4. 0445110105 Diesel Injection Parameter	4
1.5. 0445110105 Diesel Injection Quality Control	5
1.6. 0445110105 Diesel Injection Customized Service	5
1.7. 0445110105 Diesel Injection Packing List and Package Size	6
1.8. 0445110105 Diesel Injection Testing Standard and Certificate	7
1.9. 0445110105 Diesel Injection Warranty Instructions	8
2. 0445110105 Diesel Injection Technical Support	9
2.1. 0445110105 Diesel Injection Part Number Location	9
2.2. 0445110105 Diesel Injection Application Scenarios	9
2.3. 0445110105 Diesel Injection Installation Precautions	10
2.4. Reasons For 0445110105 Diesel Injection Not Working Normally	10
2.5. Causes of 0445110105 Diesel Injection Being Damaged	11
2.6. 0445110105 Diesel Injection Storage Standard	11
2.7. 0445110105 Diesel Injection Technical Support Obtaining Methods	12
3. 0445110105 Diesel Injection Purchase and Delivery	12
3.1. 0445110105 Diesel Injection Purchase Payment Term	12
3.2. 0445110105 Diesel Injection Main Sales Markets	12
3.3. 0445110105 Diesel Injection Declaration Requirements	12
3.4. 0445110105 Diesel Injection Shipping Ways	12
3.5. 0445110105 Diesel Injection Lead time	12
3.6. 0445110105 Diesel Injection Logistics Time for Destination Out of China's Areas	13
3.7. 0445110105 Diesel Injection Packing	13
4. Company Information	14
4.1. Company Introduction	14
4.2. Contact Information	15
5. Copyright Statement	15

0445110105 Diesel Injection Technical Data

1. 0445110105 Diesel Injection Introduction

1.1. 0445110105 Diesel Injection Basic Information

Title	Common Rail 0445110105 Diesel Injection China Made New
SKU	G1W20445110105

1.2. 0445110105 Diesel Injection Common Information

1) Diesel Injection Exchange Information

Diesel Injection Part Number	Re-manufactured Part Number
0445110105	0 986 435 045
0 445 110 106	0 986 435 164
0 445 110 170	0 986 435 053
0 445 110 171	/
0 445 110 181	/
0 445 110 182	/

2) Diesel Injection Application Information

Diesel Injection Part Number	MERCEDES-BENZ Car Number	DODGE	FREIGHTLINER
0445110106	611 070 12 87	/	/
	A 611 070 12 87	/	/
	611 070 08 87	/	/
	A 611 070 08 87	/	/
0 445 110 105	611 070 12 87	/	/
	A 611 070 12 87	/	/
	A 611 070 08 87	/	/
	611 070 08 87	/	/
0 445 110 170	612 070 03 87	/	/
	A 612 070 03 87	/	/
	A 611 070 12 87	/	/
	611 070 12 87	/	/
0 445 110 171	612 070 03 87	/	/
	A 612 070 03 87	/	/
	611 070 12 87	/	/
	A 611 070 12 87	/	/
0 445 110 181	612 070 04 87	R5135154AB	R5135154AB
	A 612 070 04 87	/	/
	R5135154AB	/	/
	612 070 03 87	/	/
	A 612 070 03 87	/	/
0 445 110 182	612 070 04 87	/	/
	A 612 070 04 87	/	/

	612 070 03 87	/	/
	A 612 070 03 87	/	/
0 986 435 045	611 070 12 87	/	/
	611 070 12 87 0080	/	/
	A 611 070 08 87	/	/
	A 611 070 08 87 80	/	/
	A 611 070 12 87 0080	/	/
	A 611 070 12 87 80	/	/
	611 070 08 87	/	/
	A 611 070 12 87	/	/
	611 070 08 87 80	/	/
	611 070 12 87 80	/	/
0 986 435 164	612 070 03 87	/	/
	A 612 070 03 87	/	/
	611 070 12 87 80	/	/
	612 070 03 87 80	/	/
	A 611 070 12 87	/	/
	A 611 070 12 87 80	/	/
	A 612 070 03 87 80	/	/
	611070 12 87	/	/
0 986 435 053	612 070 04 87	05135 154AA	R5135154AB
	R5135154AB	R5135154AB	/
	612 070 04 87 0080	5135 154AA	/
	A 612 070 04 87 80	/	/
	612 070 04 87 80	/	/
	A 612 070 03 87	/	/
	A 612 070 04 87 0080	/	/
	A 612 070 03 87 80	/	/
	A 612 070 04 87	/	/
	612 070 03 87	/	/
	612 070 03 87 80	/	/

3) Diesel Injection Matching Information

Vehical brand	Series	Car Model	Engine Model	Production date	Power KW	Horse power	Emission Standards	Manuf acturer	Emissi ons(L)	Cylin der	Power Source V
MERCED ES-BENZ	Vito [638]	108 CDI Vito	OM 611.980	04/1999 - 09/2003	60 kW	82 PS	/	/	/	4	12
MERCED ES-BENZ	Vito [638]	110 CDI Vito	OM 611.980	04/1999 - 09/2003	75 kW	102 PS	/	/	/	4	12

MERCEDES-BENZ	Vito [638]	112 CDI Vito	OM 611.980	04/1999 - 09/2003	90 kW	122 PS	/	/	/	4	12
MERCEDES-BENZ	Sprinter [T1N]	216 CDI Sprinter	OM 612.981 D LA	04/2000 - 05/2006	115 kW	156 PS	/	/	/	5	12
MERCEDES-BENZ	Sprinter [T1N]	316 CDI Sprinter	OM 612.981 D LA	04/2000 - 05/2006	115 kW	156 PS	/	/	/	5	12
MERCEDES-BENZ	Sprinter [T1N]	316 CDI Sprinter James Cook	OM 612.981 D LA	04/2001 - 05/2006	115 kW	156 PS	/	/	/	5	12
MERCEDES-BENZ	Sprinter [T1N]	416 CDI Sprinter	OM 612.981 D LA	04/2000 - 05/2006	115 kW	156 PS	/	/	/	5	12
MERCEDES-BENZ	Sprinter [T1N]	616 CDI Sprinter	OM 612.981 D LA	02/2001 - 05/2006	115 kW	156 PS	/	/	/	5	12
MERCEDES-BENZ	V [638]	V 200 CDI	OM 611.980	06/1999 - 09/2003	75 kW	102 PS	/	/	/	5	12
MERCEDES-BENZ	V [638]	V 220 CDI	OM 611.980	06/1999 - 09/2003	90 kW	122 PS	/	/	/	4	12

1.3. 0445110105 Diesel Injection Part Number Common Writing

0445110105, 0445110170, 0445110171, 0445110181, 0445110182, 0986435045, 0986435164, 0986435053, 0 445 110 105, 0 445 110 170, 0 445 110 171, 0 445 110 181, 0 445 110 182, 0 986 435 045, 0 986 435 164, 0 986 435 053, 0 445 110105, 0 445 110170, 0 445 110171, 0 445 110181, 0 445 110182, 0 986 435045, 0 986 435164, 0 986 435053, 0 445110105, 0 445110170, 0 445110171, 0 445110181, 0 445110182, 0 986435045, 0 986435164, 0 986435053, 0445 110 105, 0445 110 170, 0445 110 171, 0445 110 181, 0445 110 182, 0986 435 045, 0986 435 164, 0986 435 053, 0445110 105, 0445110 170, 0445110 171, 0445110 181, 0445110 182, 0986435 045, 0986435 164, 0986435 053, 0445 110105, 0445 110170, 0445 110171, 0445 110181, 0445 110182, 0986 435045, 0986 435164, 0986 435053, 611 070 12 87, 612 070 03 87, 6120700387, A 612 070 03 87, A6120700387, A 611 070 08 87, A6110700887, 611 070 12 87 0080, 61107012870080, A 611 070 08 87 80, A611070088780, A 611 070 12 87 80, A611070128780, 611 070 12 87 80, 611070128780, 612 070 03 87 80, 612070038780, 611070 12 87, 6110701287, 05135 154AA, 05135154AA, 612 070 04 87 0080, 61207004870080, 612 070 04 87 80, 612070048780, R5135154AB, A 612 070 04 87, A6120700487, 612 070 04 87, 6120700487, A 611 070 12 87, A6110701287, 611 070 08 87, 6110700887, 611 070 08 87 80, 611070088780, A 611 070 12 87 0080, A61107012870080, A 612 070 03 87 80, A612070038780, 5135 154AA, 5135154AA, A 612 070 04 87 0080, A61207004870080, A 612 070 04 87 80, A612070048780

1.4. 0445110105 Diesel Injection Parameter

Adaptation System: **Common Rail System**

Diesel Injection Series: **110 Series**

Parameter Performance: **CRI1-13**

Matching Accessories: 1 987 972 076, Shaft Gasket

Diesel Injection Type: Electromagnetic Diesel Injection

Support System Maximum Pressure: 1350

Vehicle Configuration Information: MERCEDES-BENZ/DODGE/FREIGHTLINER

Diesel Injection Size: 21cm*7 cm *6 cm

Diesel Injection Net Weight: 0.45kg

Diesel Injection Gross Weight: 0.6kg

Diesel Injection Quality: China Made New

Diesel Injection Package Size: 28cm*7 cm *7 cm

Diesel Injection Type: Common Rail Diesel Injection

Diesel Injection MOQ: 4 Pieces

1.5. 0445110105 Diesel Injection Quality Control

1) Diesel Injection Testing

All diesel injections are tested for electrical characteristics, accuracy, high temperature, low temperature, withstand voltage, leakage, durability, and various working conditions.

2) Diesel Injection Assembling




For quality control during the production and installation process of diesel injections, our company strictly follows the standard product installation data and product installation steps for installation and testing, such as injector stroke test, injector solenoid valve tightening torque test, injector nozzle tightening torque test, etc.

3) Diesel Injection Inspection

The factory inspection of the diesel injection is undergone full inspection, random inspection, and batch inspection three inspections. Different brands of test benches are used to test the same diesel injection for a total of more than three times for factory inspection, and the diesel injection installation testing environment are progressed in dust-free workshop.

1.6. 0445110105 Diesel Injection Customized Service

1) **Diesel Injection Customized Service Coverage:** Meet the customized needs of OEM manufacturers for shell lettering, logo engraving, diesel injection internal packaging, diesel injection external packaging and labels customized, etc.

No.	1	2	3
Image			
Name	Diesel Injection Nozzle Engraving	Diesel Injection Solenoid Valve Lettering	Diesel Injection Box And Label

2) Diesel Injection Customized Service Requirements:

- ① The purchase of customized diesel injections are not less than 10 pieces.
- ② The purchase of customized diesel injection packages are no less than 1000 pieces.










When the customized products involve the need of specify logo, the OEM manufacturer is asked to provide trademark authorization and the sample of logo image file.

⚠ Once the customized diesel injection is sold, it cannot be returned or exchanged if there is no quality

problems.

1.7. 0445110105 Diesel Injection Packing List and Package Size

1) Diesel Injection Spare Parts List

No.	1	2	3
Image			
Name	Diesel Injection	O-ring	Gasket F 00V C17 503
Description	Diesel injection part number: 0445110105	Ensure to meet the standard of the sealing performance between the diesel injection and the engine	Made of brass, used to ensure the tight fit between the diesel injection cap end and the engine
No.	4	5	6
Image			
Name	Nozzle Protective Protective Cover	Diesel Injection Oil Inlet Hole Protective Cover	Diesel Injection Oil Return Hole Protective Cover
Description	Protect nozzle holes from being polluted and blocked	Protect oil inlet from being polluted and blocked	Protect the solenoid valve body and terminals from being damaged by external forces
No.	7	8	9
Image			
Name	VCI Anti-rust Bag	Bubble Bag	Diesel Injection Packing Box
Description	Prevent diesel injection from rusting	Prevent the diesel injection from being damaged by external forces	Place diesel injection and diesel injection accessories

⚠ Minors are forbidden to use the diesel injection assembly, O-ring, gasket, nozzle protective cover, diesel injection house protective cover, solenoid valve protective cover, VCI anti-rust bag, and air bubble bag to avoid personal injury.


⚠ O-ring and gasket are disposable installation accessories, and need to be replaced for re-installation.

⚠ The nozzle protective cover, the diesel injection house protective cover, and the solenoid valve protective cover are recyclable accessories that can be reused.

⚠ VCI anti-rust bags and bubble bags are non-degradable materials, please dispose of them properly after using.

⚠ The diesel injection and the installation parts should be coated with appropriate sealing oil during

2) Diesel Injection Box Size



Pic No.1

No.	Name	Diesel Injection Package Size (cm)
1	Diesel Injection Box	28*7*7

1.8. 0445110105 Diesel Injection Testing Standard and Certificate

We can provide the factory quality inspection test report of each diesel injection to ensure that each diesel injection delivered meets the engine performance indicators.

BOTEN		测试报告		4.05.2019 10:42:09	
<div style="display: flex; justify-content: space-between;"> <div> <p>承租企业: _____</p> <p>电话: _____ 地址: _____</p> <p>传真: _____ 检测人: _____</p> <p>客户地址: _____</p> <p>电话: _____ 送检单位: _____</p> <p>传真: _____ 客户姓名: _____</p> <p>检测用途: _____</p> </div> <div> <p>检测名称: <u>摩擦路</u></p> <p>型号-零件号: _____</p> <p>检测条件: _____</p> </div> </div>					
检测结果					
检测器型号: C95002-G511					
	摩擦系数	摩擦系数范围	同轴度偏差	检测日期	
LSAR TEST:	3.8	4	0.5	20.03.14.0	✓
Back:	3.8	4	75.0	05.03.20.0	✓
WFRM:	3.8	47.5±10.5	0.0	-----	✗
Max:	29.5	218.5±14.4	0.0	-----	✓
TL:	28.4	24.0±8.5	0.0	-----	✓
EL:	14.1	15.0±4.8	0.0	-----	✓
VE:	4.2	4.0±1.6	0.0	-----	✓

☐ 检测前
 ☐ 检测后

☐ 检测前
 ☐ 检测后

Pic No.2

1.9. 0445110105 Diesel Injection Warranty Instructions

1) Product Warranty Conditions and Instructions


It is necessary to provide pictures, videos, or test reports detected by the diesel injection inspection equipment as evidence to feed back to the salesman when the diesel injection is abnormal during using. Abnormal conditions are properly explained such as: 1. Smoke, 2. Engine shake, 3. Difficulty starting the engine, 4. Engine noise, 5. Oil leakage etc.

2) Diesel Injection Warranty Coverage

Within 15 days after customer receives the 0445110105 diesel injection, if there is a performance failure and the product has no appearance damage, customer can choose to replace it or repair it;

If the 0445110105 diesel injection has performance problems during the warranty period (3 months), and it is confirmed that it is product's problems after testing, you can contact our salesmen to replace the same model or a reworked product with the same performance for free;

If the diesel injection house has obvious scratches, it can only be repaired and it will be returned as it is if the product is confirmed to be fault-free.

 **Tips:** For products not covered by warranty, our company can provide paid maintenance services. For products after paid repaired, the same performance problem will have a free warranty period within 3 months from the date of repairing.

3) Diesel Injection Out of Warranty Coverage

- ① The warranty period has expired.
- ② Diesel injection failure caused by high temperature, high pressure, humidity, rain and snow, saline-alkali land, earthquake, and used in abnormal environment.
- ③ Customer disassembles or repairs the diesel injection personally resulting in damage to the diesel injection.
- ④ Diesel injection damage caused by man-made reasons (throwing, strong magnetic field magnetization, set fire).
- ⑤ Diesel injection failure or diesel injection damage caused by non-diesel injection design, technology, manufacturing, quality and other issues.
- ⑥ Diesel injection failure due to system pressure exceeding system approved pressure.
- ⑦ Diesel injection failure caused by system voltage exceeding approved voltage.
- ⑧ Diesel injection failure caused by impurities (water, lead, aluminum powder, iron powder, sulfide) in the system fuel exceeding the standard requirements.
- ⑨ Diesel injection failure caused by not installing according to the tightening torque specified in the vehicle engine maintenance manual (the tightening torque is too large or too small).
- ⑩ Diesel injection failure caused by not following the installation angle specified in the vehicle engine maintenance manual.
- 11 Diesel injection failure caused by not following the cleaning requirements specified in the vehicle engine maintenance manual.
- 12 Diesel injection failure caused by failure to replace consumable parts as specified in the vehicle engine maintenance manual.
- 13 Diesel injection failure caused by not complying with the intake system fit clearance and exhaust system fit clearance requirements specified in the vehicle engine maintenance manual.
- 14 Failure to replace the consumable parts and the fitting clearance of the oil inlet system pipeline and the diesel injection connection in accordance with the fuel intake system specified in the vehicle engine

2. 0445110105 Diesel Injection Technical Support

2.1. 0445110105 Diesel Injection Part Number Location

E.g.: See the diesel injection part number as follows:

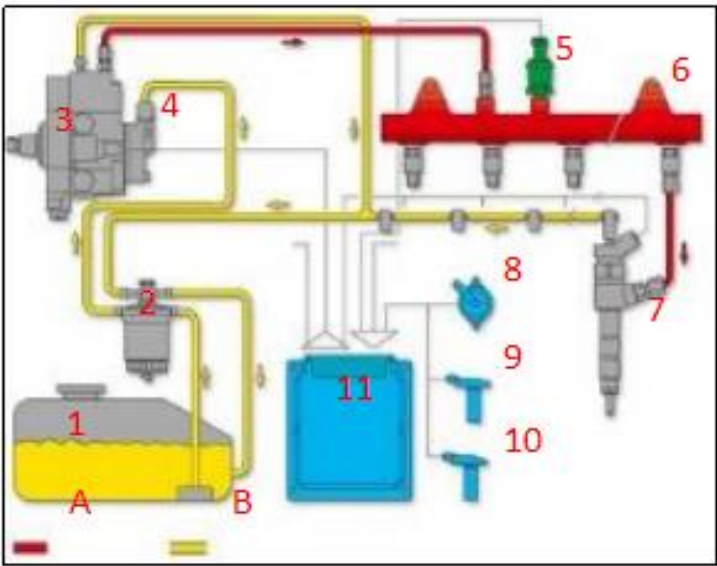


Pic No.3

No.	Name
A	brand, logo, part number, series number
B	nozzle part number

2.2. 0445110105 Diesel Injection Application Scenarios

Common rail system is an oil supply method refers to the Fuel oil from the fuel tank sucked out by the gear pump through the oil-water separator and the gear pump to Fuel fine filter, high-pressure pump, common rail pipe, and diesel injection, all together with the closed-loop fuel supply system composed of sensors and ECU that completely separates the generation of injector pressure and the injector process from each other.



Pic No. 4

No.	Name	No.	Name	No.	Name	No.	Name
1	Tank	5	Common Rail Pressure Sensor	9	Engine Crankshaft Sensor	A	High Pressure Oil Circuit
2	Fuel Filter	6	Common Rail Pipe	10	Camshaft Sensor	B	Low Pressure Oil Circuit
3	High-Pressure Pump	7	Diesel Injection	11	ECU Electronic Control Unit	/	/
4	Fuel Gear Pump	8	Accelerator Pedal	/	/	/	/

2.3. 0445110105 Diesel Injection Installation Precautions

- 1) The replacement of the diesel injection must strictly follow the electrical system, the approved pressure of the low-pressure fuel intake system, the approved pressure of the high-pressure fuel circuit system, and fuel system replacement consumables requirements (including the low-pressure fuel circuit system filter and the high-pressure fuel circuit) specified in the vehicle engine maintenance manual.
- 2) Replacement of wearing parts of the fuel system, cleaning requirements for the connection between the fuel system and the diesel injection, the fitting clearance of the diesel injection connection, the installation angle and tightening torque of the diesel injection, the fitting clearance of the intake system, and the fitting clearance of the exhaust system to ensure the service life of the engine and the normal operation of the diesel injection.
- 3) When installing the diesel injection on the engine, it is necessary to clean the engine block, cylinder head and other parts connected to the diesel injection, and ensure that there is no dust, carbon deposits, water, rust spots, etc.
- 4) Before installing, check whether the diesel injection nozzle gasket has been replaced and installed on the CR Fuel injector.
- 5) When installing the diesel injection, apply lubricant between the diesel injection, fuel nozzle sealing gasket and O-ring.
- 6) Failure to replace the gasket with a new one may result in: deformation of the tight cap of nozzle, deformation of nozzle, deformation of nozzle orifice, oil leakage and air leakage, which will cause serious damage to the diesel injection and nozzle to break and cause damage to the engine.
- 7) When installing the diesel injection on the engine, please carefully check the components related to the installation of the diesel injection, such as the diesel injection pressure plate, screw, diesel injection rod and other accessories are not deformed, and install it in strict accordance with the operation steps of the engine maintenance manual.
- 8) It is forbidden to operate the bare diesel injection for a long time in an environment with serious dust pollution and corrosion to iron products.
- 9) It is forbidden to operate the bare diesel injection for a long time in a strong magnetic field environment.

2.4. Reasons For 0445110105 Diesel Injection Not Working Normally

- 1) There is air in the oil circuit of the engine fuel system.
- 2) Vehicle oil pump oil supply system is not normal.
- 3) Engine common rail system oil leakage or pressure limiting valve is damaged.
- 4) There is a short circuit, cutting out and poor contact in the wiring harness connected to the diesel injection of the vehicle.
- 5) The long-term placement of the diesel injection causes the anti-rust oil to solidify, and the internal components are stuck or the oil holes are blocked.




Before installing, carefully check whether other components in the common rail system except the CR

Fuel injector are damaged so as to prevent the diesel injection from not working properly after being replaced.

2.5. Causes of 0445110105 Diesel Injection Being Damaged

- 1) Failure to operate correctly according to the engine maintenance manual during disassembly and assembly resulted in damage to the diesel injection.
- 2) The fuel used for the vehicle does not meet the standard, causing damage to the diesel injection, such as: the water content in the fuel oil exceeds the standard, iron powder, aluminum powder, sulfide impurities exceed the standard, etc.
- 3) The engine is not regularly maintained according to the engine maintenance manual (please refer to the vehicle maintenance manual for the maintenance mileage). For example, failure to replace the lubricating oil of the engine system for a long time will cause abnormal wear of the engine, excessive exhaust gas volume or a large amount of carbon deposits inside the engine. The filter is not replaced during maintenance or the replaced filter cannot reach the original filter standard. All above reasons can cause damage to the diesel injection.
- 4) The abrasion of the oil pump produces iron powder and aluminum powder enter the CR Fuel injector and cause damage to the diesel injection.
- 5) The deformation and abrasion of fuel tank result in iron powder or aluminum powder entering the diesel injection and causing damage to the diesel injection.
- 6) The diesel injection is damaged due to replacement or adjustment of the relevant parts of the diesel injection. For example, the valve clearance does not meet the standard after the engine is repaired, the replacement or modification of the wiring harness connected to the diesel injection fails to meet the original standard.
- 7) The engine is overheated and overloaded for a long time working results in damage to the diesel injection.
- 8) The diesel injection will be damaged naturally at the end of its working life.
- 9) The diesel injection is magnetized (diesel injection parts' magnetic exceeded) causing the diesel injection to not work properly.

 Before replacing the diesel injection, please check the engine parts carefully according to the engine maintenance manual to avoid the diesel injection being damaged again after replacement.

2.6. 0445110105 Diesel Injection Storage Standard

1) Choose a Suitable Storage Place

The warehouse and cargo yard where the diesel injection is stored should be kept clean and dry, and away from the factory buildings that generate harmful gases and dust; do not mix with acids, alkali, salts and other substances; the storage place should have a good drainage system; the cargo yard should be flattened with gravel or furnace ash etc. to enhance the water permeability of the surface layer to keep the reservoir area dry.

2) Strict Requirements of Warehousing

Strict inspections should be carried out when the diesel injections are put into storage, the surface cleaning work should be done well to remove water traces, oil stains, ash and other dirt, remove the rust and do anti-rust treatment in time. Packaged diesel injections must be protected from damage.

3) Keep The Warehouse Dry And Preventing Moisture

The relative humidity is usually below 70% for the diesel injections placed in the room, and the corrosion of the diesel injections is significantly reduced.

diesel injections must be stored in the warehouse, and they are forbidden to store in the same warehouse with commodities with high water content.

4) Stack Properly

After the diesel injection is exposed to rain, the corrosion rate will increase significantly. The purpose of sealing is to isolate the diesel injection from rainwater and humid air, so the warehouse window should be checked in time to avoid rainwater entering the warehouse.

If the diesel injection package is damaged, it should be repaired or replaced; when the package is damp, the packaging material should be dried; if the original anti-corrosion and oil applied at the factory is found to be damaged or dried up, it should be cleaned and re-applied oil in time.

⚠ It is forbidden to leave the diesel injection exposed in the air for a long time.

⚠ It is forbidden to store acids, alkalis, salts and other substances together with the diesel injection.

⚠ The unpacked diesel injection must be rust-proof during secondary storage.

2.7. 0445110105 Diesel Injection Technical Support Obtaining Methods

- 1) Diesel Injection Technical Data: <https://www.dieselinjections.com/download/>
- 2) Diesel Injection Videos: <https://www.dieselinjections.com/videos/>
- 3) Diesel Injection Encyclopedia: <https://www.dieselinjections.com/category/news/encyclopedia/>
- 4) YouTube:

Visit https://www.youtube.com/channel/UCByvYBx7VjV_mAfxh_Hu-aw to get the technical videos, stay tuned for more information.

3. 0445110105 Diesel Injection Purchase and Delivery

3.1. 0445110105 Diesel Injection Purchase Payment Term

Payment Terms: T/T, PayPal, Alipay, WeChat

⚠ Please contact our salesmen for specific payment information.

3.2. 0445110105 Diesel Injection Main Sales Markets

Diesel Injection Main Sales Markets: Asia, Europe, North America, South America, Africa etc.

3.3. 0445110105 Diesel Injection Declaration Requirements

We can assist customers to provide the following documents for import customs clearance: contract, invoice, packing list, bill of lading, insurance policy, certificate of origin, etc.

3.4. 0445110105 Diesel Injection Shipping Ways

Destination in China Areas: SF Express, Debon Express, the corresponding logistics company can be provided according to customer requirements in special cases.

Destinations Out of China's Areas: DHL, UPS, FedEx, TNT air, ocean or other shipping methods required by customers.

3.5. 0445110105 Diesel Injection Lead time

Lead Time: Send out within 3 – 7 working days after receiving payment (Except for special products and

special cases) .

3.6. 0445110105 Diesel Injection Logistics Time for Destination Out of China's Areas

DHL Logistics Time :

Country or Region of Departure	Hong Kong, China	Other Countries or Regions of Asia	Australia and New Zealand	Europe	America	Other Countries
China's Mainland	7 Days	7 Days	8 Days	8 Days	8-12 Days	7-10 Days

UPS Logistics Time: Country or Region of Departure: China's Mainland

Country of Destination	Estimated Arrival Time	Country of Destination	Estimated Arrival Time	Country of Destination	Estimated Arrival Time
Japan	3 Days	UK	5-7Days	Egypt	5-7 Days
Turkey	5-7 Days	Singapore	3 Days	Switzerland	5-7 Days
Bahrain	5-7 Days	Latvia	7-10 Days	New Zealand	7-10 Days
Sri Lanka	5-7 Days	Thailand	3 Days	Austria	5-7 Days
Romania	5-7 Days	Vietnam	3-5 Days	Estonia	5-7 Days
Malaysia	3-5 Days	Israel	5-7 Days	Mexico	7-10 Days
France	5-7 Days	America	5-7 Days	United Arab Emirates	5-7 Days
Italy	5-7 Days	Netherlands	5-7 Days	Bengal	7-10 Days
Lebanon	5-7 Days	Philippine	3-5 Days	Greece	7-10 Days
South Korea	3 Days	Spain	5-7 Days	Myanmar	5-7 Days
Canada	5-7 Days	Germany	5-7 Days	Saudi Arabia	7-10 Days
Portugal	5-7 Days	Australia	5-7 Days	South Africa	7-10 Days
Denmark	5-7 Days	Belgium	5-7 Days	Ukraine	7-10 Days
India	7-10 Days	Qatar	7-10 Days	Poland	5-7 Days
Indonesia	3-5 Days	Morocco	7-10 Days	Pakistan	7-10 Days
Kuwait	7-10 Days	/	/	/	/

 The logistics time is for reference only and is subject to the actual arrival.


3.7. 0445110105 Diesel Injection Packing

Domestic Express Packaging: Usually wrapped in waterproof scotch tape.




International Express Packaging: Wrapped with waterproof yellow tape after wrapping the black protective film.

Pallet Shipping: Use fumigation free and recycling trays that meet export requirements, and use white wrapping protective film to wrap and bind with cable ties for the outside, also, the products can be packaged according to customers' requirements.

 The packing tray is made of plastic and can be recycled.

 Transparent tape, yellow tape, black wrapping protective film, white wrapping protective film are non-degradable materials, please dispose of them properly.

 Minors are prohibited from using transparent tape, yellow tape, black wrapping protective film, and white wrapping protective film to avoid personal injury.

No.	1	2	3
Image			
Name	Domestic Express Packaging	International Express Packaging	Pallet Shipping
Description	Wrapped by transparent tape	Wrapped with yellow tape after wrapping black protective film	Use pallet that meet export requirements, and use white wrapping protective film to wrap and bind with cable ties


4. Company Information





Pic No. 5


4.1. Company Introduction

 **Mob Phone/WeChat:** +86-13410541523

 **HK Telephone:** +852-67653519

 **Telephone:** +86-755-23215133

 **Shenzhen Office:** 11-12, Floor 14, Building 13, Qinchengda Building, Exit A, Honglang North Subway Station, Bao'an District, Shenzhen, China's Mainland

 **Shenzhen Office:** Exit C, Qiao Touxu Metro Station, NO. 66 Chongqing Road, Fuhai Avenue, Bao'an District, Shenzhen, China Mainland

 **Hong Kong Office:** Jianfa Street Industrial Zone, Tuen Mun, New Territories, Hong Kong, China

📍 **After-sales Service Address:** Please contact our salesmen to obtain and provide the corresponding product maintenance reasons (Reference: [1.8. 0445110105 Diesel Injection Warranty Instructions](#))

4.2. Contact Information

Name	WeChat/ WhatsApp
Ruby	+86-13410541523

5. Copyright Statement

The copyright, trademark, and other intellectual property rights belong to this website (www.dieselinjections.com), and is protected by the Copyright Law of the People's Republic of China, international copyright treaties, and related laws and regulations on intellectual property protection.

Without written authorization from www.dieselinjections.com, no media or individual may use the content in " [0445110105 Diesel Injection Technical Data](#)" for any commercial purposes (including but not limited to modifying, copying, intercepting, compiling, uploading, reproducing, and disseminating) in any way or medium. Otherwise it will be deemed as infringement, www.dieselinjections.com reserves the right to pursue its legal responsibilities in accordance with the law.