

DIESEL.

0445120007 Diesel Injection Technical Data

SKU1: G2W20445120007

SKU2: G1Z140445120007

SKU3: DGH130445120007

COMMON RAIL

DIESEL

INJECTOR

G2 G3 G4 X1 X2 | E1 E3 | M11 N14 XPI

0445110 0445120 | 320D C7 C9 C-9

**DIESEL
INJECTIONS**



**TECHNICAL
DOCUMENTATION**

**DIESEL
INJECTOR**

0445120007 Diesel Injection Technical Data

Content

| | |
|--|----|
| 1. 0445120007 Diesel Injection Introduction | 2 |
| 1.1. 0445120007 Diesel Injection Basic Information | 2 |
| 1.2. 0445120007 Diesel Injection Common Information | 2 |
| 1.3. 0445120007 Diesel Injection Part Number Common Writing | 3 |
| 1.4. 0445120007 Diesel Injection Parameter | 3 |
| 1.5. 0445120007 Diesel Injection Quality Control | 4 |
| 1.6. 0445120007 Diesel Injection Customized Service | 4 |
| 1.7. 0445120007 Diesel Injection Packing List and Package Size | 5 |
| 1.8. 0445120007 Diesel Injection Testing Standard and Certificate | 6 |
| 1.9. 0445120007 Diesel Injection Warranty Instructions | 6 |
| 2. 0445120007 Diesel Injection Technical Support | 7 |
| 2.1. 0445120007 Diesel Injection Part Number Location | 7 |
| 2.2. 0445120007 Diesel Injection Application Scenarios | 8 |
| 2.3. 0445120007 Diesel Injection Installation Precautions | 9 |
| 2.4. Reasons For 0445120007 Diesel Injection Not Working Normally | 9 |
| 2.5. Causes of 0445120007 Diesel Injection Being Damaged | 9 |
| 2.6. 0445120007 Diesel Injection Storage Standard | 10 |
| 2.7. 0445120007 Diesel Injection Technical Support Obtaining Methods | 11 |
| 3. 0445120007 Diesel Injection Purchase and Delivery | 11 |
| 3.1. 0445120007 Diesel Injection Purchase Payment Term | 11 |
| 3.2. 0445120007 Diesel Injection Main Sales Markets | 11 |
| 3.3. 0445120007 Diesel Injection Declaration Requirements | 11 |
| 3.4. 0445120007 Diesel Injection Shipping Ways | 11 |
| 3.5. 0445120007 Diesel Injection Lead time | 11 |
| 3.6. 0445120007 Diesel Injection Logistics Time for Destination Out of China's Areas | 11 |
| 3.7. 0445120007 Diesel Injection Packing | 12 |
| 4. Company Information | 13 |
| 4.1. Company Introduction | 13 |
| 4.2. Contact Information | 14 |
| 5. Copyright Statement | 14 |

0445120007 Diesel Injection Technical Data**1. 0445120007 Diesel Injection Introduction****1.1. 0445120007 Diesel Injection Basic Information**

| Title | Common Rail 0445120007 Diesel Injection China Made New |
|-------|--|
| SKU1 | G2W20445120007 |
| SKU2 | G1Z140445120007 |
| SKU3 | G1Z140445120007 |
| SKU4 | DGH130445120007 |
| SKU5 | Z14000B2B120007 |

1.2. 0445120007 Diesel Injection Common Information**1) Diesel Injection Exchange Information**

| Diesel Injection Part Number | Re-manufactured Part Number |
|------------------------------|-----------------------------|
| 0445120007 | 0 986 435 508 |

2) Diesel Injection Application Information

| Diesel Injection Part Number | AUDI Car Model | CASE Car Model | CASE IH Car Model | CUMMINS Car Model | DAF Car Model | FORD Car Model | IVECO Car Model | VW (VOLKSWAGEN) Car Model |
|------------------------------|----------------|----------------|-----------------------|---|---------------------------------|---------------------|--|---------------------------|
| 0445120007 | 2R0198133 | 2830 957 | 2830224 | 4 897 271/ 2 830 957/ 2 830 244/ 2 830 224 | 1405332/ 1407306/ 1409652 | BG5X 9E526 AA | 4896444/ 2830224/ 2830221/ 3230159500 / 4897271/ 2830957 | 2R0 130 201 A |
| 0 986 435 508 | / | 2830957 | 2830957R / 2830957 | 4 897 271/ 2 830 957/ 2 830 244/ 2 830 224 | / | BG5X 9E526 AA | 2995462/28 30957/4896 444/283022 4/2830221/ 3230159500 /4897271 | 2R0 130 201 A |

3) Diesel Injection Matching Information

| Vehicle Brand | Series | Car Model | Engine Model | Production Date | Power (KW) | Horse Power | Emission Standards | Manufacturer | Emissions(L) | Cylinder | Power Source (V) |
|-----------------|------------|-----------|--------------|-----------------|------------|-------------|--------------------|--------------|--------------|----------|------------------|
| For PAZ PAVLOVO | 3000-Serie | 3237 | ISBe 150.30 | 2000/01 | 110 | 150 | / | CUMMINS | 3.9 | 4 | 24 |

| | | | | | | | | | | | |
|-----------|----------------|--------------------|----------------|-----------------|-----|-----|---|-------|-----|---|----|
| For IVECO | EuroCargo 2003 | EuroCargo 100 E 17 | F4AE04 81A*C.. | 2003/09-2005/08 | 125 | 170 | / | IVECO | 3.9 | 4 | 24 |
| For IVECO | EuroCargo 2003 | EuroCargo 100 E 18 | F4AE06 81E*C.. | 2003/09-2005/08 | 134 | 182 | / | IVECO | 5.9 | 6 | 24 |
| For IVECO | EuroCargo 2003 | EuroCargo 100 E 18 | F4AE34 81B*... | 2006/09-2014/01 | 130 | 177 | / | IVECO | 3.9 | 4 | 24 |
| For IVECO | EuroCargo 2003 | EuroCargo 100 E 18 | F4AE36 81C*... | 2005/09-2014/01 | 135 | 184 | / | IVECO | 5.9 | 6 | 24 |
| For IVECO | EuroCargo 2003 | EuroCargo 100 E 21 | F4AE06 81D*C.. | 2003/09-2005/08 | 154 | 209 | / | IVECO | 5.9 | 6 | 24 |
| For IVECO | EuroCargo 2003 | EuroCargo 110 E 22 | F4AE36 81B*... | 2007/09-2014/01 | 160 | 218 | / | IVECO | 5.9 | 6 | 24 |
| For IVECO | EuroCargo 2003 | EuroCargo 120 E 28 | F4AE06 81A*C.. | 2003/09-2005/08 | 202 | 275 | / | IVECO | 5.9 | 6 | 24 |
| For IVECO | EuroCargo 2003 | EuroCargo 140 E 28 | F4AE06 81A*C.. | 2003/09-2005/08 | 202 | 275 | / | IVECO | 5.9 | 6 | 24 |
| For IVECO | EuroCargo 2003 | EuroCargo 140 E 28 | F4AE36 81E*... | 2005/09-2014/01 | 205 | 279 | / | IVECO | 5.9 | 6 | 24 |
| For IVECO | EuroCargo 2003 | EuroCargo 150 E 18 | F4AE06 81E*C.. | 2003/09-2005/08 | 134 | 182 | / | IVECO | 5.9 | 6 | 24 |
| For IVECO | EuroCargo 2003 | EuroCargo 150 E 18 | F4AE34 81A*.. | 2005/09-2014/01 | 134 | 182 | / | IVECO | 3.9 | 4 | 24 |
| For IVECO | EuroCargo 2003 | EuroCargo 160 E 18 | F4AE34 81A*.. | 2005/09-2014/01 | 134 | 182 | / | IVECO | 3.9 | 4 | 24 |
| For IVECO | EuroCargo 2003 | EuroCargo 160 E 21 | F4AE06 81D*C.. | 2003/09-2005/08 | 154 | 209 | / | IVECO | 5.9 | 6 | 24 |
| For IVECO | EuroCargo 2003 | EuroCargo 180 E 21 | F4AE06 81D*C.. | 2003/09-2005/08 | 154 | 209 | / | IVECO | 5.9 | 6 | 24 |
| For IVECO | EuroCargo 2003 | EuroCargo 90 E 21 | F4AE06 81D*C.. | 2003/09-2005/08 | 154 | 209 | / | IVECO | 5.9 | 6 | 24 |
| For IVECO | EuroCargo 2014 | EuroCargo 140 E 22 | F4AFE6 11C* | 2013/09 | 162 | 220 | / | | 6.7 | 6 | 24 |
| For IVECO | Tector | 240 E 25 (S) | F4AE36 81D*.. | 2008/12-2012/04 | 186 | 253 | / | IVECO | 5.9 | 6 | 24 |

1.3. 0445120007 Diesel Injection Part Number Common Writing

0445120007, 0 445 120 007, 0445 120 007, 0445120 007, 0 445120007, 0 445120 007, 0 986 435 508

1.4. 0445120007 Diesel Injection Parameter

Adaptation System: Common Rail System

Diesel Injection Series: 120 Series

Parameter Performance: CRIN1-14/16

Matching Accessories: Gasket (7.73*14.36*1.49)

Diesel Injection Type: Electromagnetic Diesel Injection

Support System Maximum Pressure: 1,400

Vehicle Configuration Information: For AUDI/CASE/CASE IH(CASE INTERNATIONAL)/CUMMINS/DAF/FORD/IVECO/VW (VOLKSWAGEN)

Diesel Injection Size: 21.5 cm*4 cm *4 cm

Diesel Injection Net Weight: 0.55kg

Diesel Injection Gross Weight: 0.6kg

Diesel Injection Quality: China Made New / China Made New High Quality

Diesel Injection Package Size: 28cm*7 cm *7 cm

Diesel Injection Type: Common Rail Diesel Injection

Diesel Injection MOQ: 4 Pieces

1.5. 0445120007 Diesel Injection Quality Control

1) Diesel Injection Testing

All diesel injections are tested for electrical characteristics, accuracy, high temperature, low temperature, withstand voltage, leakage, durability, and various working conditions.

2) Diesel Injection Assembling

For quality control during the production and installation process of diesel injections, our company strictly follows the standard product installation data and product installation steps for installation and testing, such as injector stroke test, injector solenoid valve tightening torque test, injector nozzle tightening torque test, etc.

3) Diesel Injection Inspection

The factory inspection of the diesel injection is undergone full inspection, random inspection, and batch inspection three inspections. Different brands of test benches are used to test the same diesel injection for a total of more than three times for factory inspection, and the diesel injection installation testing environment are progressed in dust-free workshop.

1.6. 0445120007 Diesel Injection Customized Service

1) Diesel Injection Customized Service Coverage: Meet the customized needs of OEM manufacturers for shell lettering, logo engraving, diesel injection internal packaging, diesel injection external packaging and labels customized, etc.

| No. | 1 | 2 | 3 | 4 |
|-------|---|---|--|---|
| Image |  |  |  |  |
| Name | Diesel Injection Nozzle Engraving | Diesel Injection Housing Lettering And QR Code | Diesel Injection Solenoid Valve Lettering | Diesel Injection Box And Label |

2) Diesel Injection Customized Service Requirements:

- ① The purchase of [customized diesel injections](#) are not less than **10 pieces**.
- ② The purchase of [customized diesel injection packages](#) are no less than **1000 pieces**.










When the customized products involve the need of specify logo, the OEM manufacturer is asked to provide

trademark authorization and the sample of logo image file.

⚠ Once the customized diesel injection is sold, it cannot be returned or exchanged if there is no quality problems.

1.7. 0445120007 Diesel Injection Packing List and Package Size

1) Diesel Injection Spare Parts List

| No. | 1 | 2 | 3 |
|-------------|---|--|---|
| Image |  |  |  |
| Name | Diesel Injection | O-ring | Gasket F 00V C17 503 |
| Description | Diesel injection part number: 0445120007 | Ensure to meet the standard of the sealing performance between the diesel injection and the engine | Made of brass, used to ensure the tight fit between the diesel injection cap end and the engine |
| No. | 4 | 5 | 6 |
| Image |  |  |  |
| Name | Nozzle Protective Protective Cover | Diesel Injection Oil Inlet Hole Protective Cover | Diesel Injection Oil Return Hole Protective Cover |
| Description | Protect nozzle holes from being polluted and blocked | Protect oil inlet from being polluted and blocked | Protect the solenoid valve body and terminals from being damaged by external forces |
| No. | 7 | 8 | 9 |
| Image |  |  |  |
| Name | VCI Anti-rust Bag | Bubble Bag | Diesel Injection Packing Box |
| Description | Prevent diesel injection from rusting | Prevent the diesel injection from being damaged by external forces | Place diesel injection and diesel injection accessories |

⚠ Minors are forbidden to use the diesel injection assembly, O-ring, gasket, nozzle protective cover, diesel injection house protective cover, solenoid valve protective cover, VCI anti-rust bag, and air bubble bag to avoid personal injury.

⚠ O-ring and gasket are disposable installation accessories, and need to be replaced for re-installation.

⚠ The nozzle protective cover, the diesel injection house protective cover, and the solenoid valve protective cover are recyclable accessories that can be reused.

⚠ VCI anti-rust bags and bubble bags are non-degradable materials, please dispose of them properly after using.

⚠ The diesel injection and the installation parts should be coated with appropriate sealing oil during installation.

2) Diesel Injection Box Size



Pic No.1

| No. | Name | Diesel Injection Package Size (cm) |
|-----|----------------------|------------------------------------|
| 1 | Diesel Injection Box | 28*7*7 |

1.8. 0445120007 Diesel Injection Testing Standard and Certificate

We can provide the factory quality inspection test report of each diesel injection to ensure that each diesel injection delivered meets the engine performance indicators.

| BOTEN | | 测试报告 | | 4.05.2019 10:42:09 | |
|--|-------|------------|-------|--------------------|---|
| 录事企业: | | | | | |
| 电话: | | 地址: | | | |
| 传真: | | 检测人: | | | |
| 客户地址: | | 检测单位: | | | |
| 电话: | | 客户姓名: | | | |
| 传真: | | | | | |
| 检测描述: | | | | | |
| 检测名称: | 检测器 | | | | |
| 型号-零件号: | | | | | |
| 检测时间: | | | | | |
| 检测结果 | | | | | |
| 检测器型号: CDE002-0511 | | | | | |
| | 检测器型号 | 检测器品牌 | 检测器规格 | 检测器数量 | |
| ISAK TEST: | 32 | 4 | 6.5 | 20.0±1.0 | ✓ |
| Exch: | 32 | 4 | 7.5 | 20.0±1.0 | ✓ |
| WPRM: | 32 | 12.5±10.5 | 0.9 | 20.0±1.0 | ✗ |
| Max: | 201.5 | 200.5±14.4 | 0.9 | 20.0±1.0 | ✓ |
| TL: | 28.4 | 20.0±0.5 | 0.9 | 20.0±1.0 | ✓ |
| EL: | 14.1 | 15.0±4.8 | 0.9 | 20.0±1.0 | ✓ |
| VE: | 6.7 | 4.5±1.0 | 0.9 | 20.0±1.0 | ✓ |
| <div> <input type="checkbox"/> 检测器 <input type="checkbox"/> 检测器 </div> | | | | | |

Pic No.2

1.9. 0445120007 Diesel Injection Warranty Instructions

1) Product Warranty Conditions and Instructions

It is necessary to provide pictures, videos, or test reports detected by the diesel injection inspection equipment as evidence to feed back to the salesman when the diesel injection is abnormal during using. Abnormal conditions are properly explained such as: 1.Smoke, 2. Engine shake, 3. Difficulty starting the engine, 4. Engine noise, 5. Oil leakage etc.

2) Diesel Injection Warranty Coverage

Within 15 days after customer receives the 0445120007 diesel injection, if there is a performance failure and the product has no appearance damage, customer can choose to replace it or repair it;

If the 0445120007 diesel injection has performance problems during the warranty period (3 months), and it is confirmed that it is product's problems after testing, you can contact our salesmen to replace the same model or a reworked product with the same performance for free;

If the diesel injection house has obvious scratches, it can only be repaired and it will be returned as it is if the product is confirmed to be fault-free.

▲ Tips: For products not covered by warranty, our company can provide paid maintenance services. For products after paid repaired, the same performance problem will have a free warranty period within 3 months from the date of repairing.

3) Diesel Injection Out of Warranty Coverage

- ① The warranty period has expired.
- ② Diesel injection failure caused by high temperature, high pressure, humidity, rain and snow, saline-alkali land, earthquake, and used in abnormal environment.
- ③ Customer disassembles or repairs the diesel injection personally resulting in damage to the diesel injection.
- ④ Diesel injection damage caused by man-made reasons (throwing, strong magnetic field magnetization, set fire).
- ⑤ Diesel injection failure or diesel injection damage caused by non-diesel injection design, technology, manufacturing, quality and other issues.
- ⑥ Diesel injection failure due to system pressure exceeding system approved pressure.
- ⑦ Diesel injection failure caused by system voltage exceeding approved voltage.
- ⑧ Diesel injection failure caused by impurities (water, lead, aluminum powder, iron powder, sulfide) in the system fuel exceeding the standard requirements.
- ⑨ Diesel injection failure caused by not installing according to the tightening torque specified in the vehicle engine maintenance manual (the tightening torque is too large or too small).
- ⑩ Diesel injection failure caused by not following the installation angle specified in the vehicle engine maintenance manual.
- ⑪ Diesel injection failure caused by not following the cleaning requirements specified in the vehicle engine maintenance manual.
- ⑫ Diesel injection failure caused by failure to replace consumable parts as specified in the vehicle engine maintenance manual.
- ⑬ Diesel injection failure caused by not complying with the intake system fit clearance and exhaust system fit clearance requirements specified in the vehicle engine maintenance manual.
- ⑭ Failure to replace the consumable parts and the fitting clearance of the oil inlet system pipeline and the diesel injection connection in accordance with the fuel intake system specified in the vehicle engine maintenance manual.

2. 0445120007 Diesel Injection Technical Support

2.1. 0445120007 Diesel Injection Part Number Location

E.g.: See the diesel injection part number as follows:

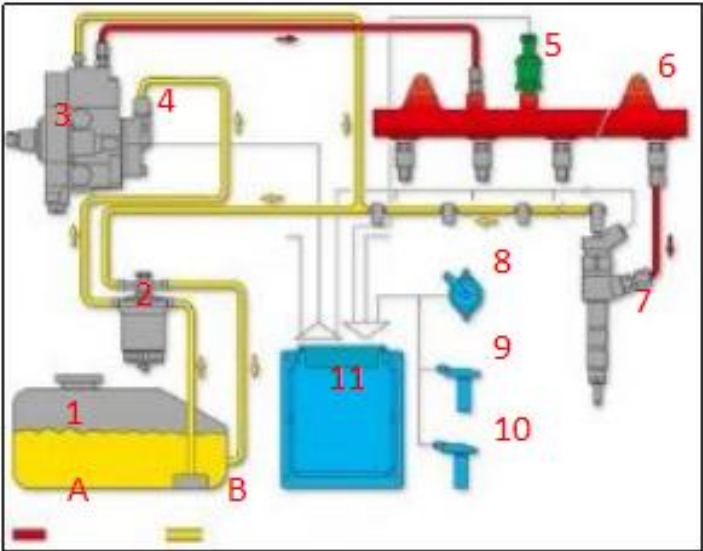


Pic No.3

| No. | Name |
|-----|---|
| A | brand, logo, part number, series number |
| B | nozzle part number |

2.2. 0445120007 Diesel Injection Application Scenarios

Common rail system is an oil supply method refers to the Fuel oil from the fuel tank sucked out by the gear pump through the oil-water separator and the gear pump to Fuel fine filter, high-pressure pump, common rail pipe, and diesel injection, all together with the closed-loop fuel supply system composed of sensors and ECU that completely separates the generation of injector pressure and the injector process from each other.



Pic No. 4

| No. | Name | No. | Name | No. | Name | No. | Name |
|-----|---------------|-----|-----------------------------|-----|--------------------------|-----|---------------------------|
| 1 | Tank | 5 | Common Rail Pressure Sensor | 9 | Engine Crankshaft Sensor | A | High Pressure Oil Circuit |
| 2 | Fuel Filter | 6 | Common Rail Pipe | 10 | Camshaft Sensor | B | Low Pressure Oil Circuit |
| 3 | High-Pressure | 7 | Diesel Injection | 11 | ECU Electronic | / | / |

| | | | | | | | |
|---|----------------|---|-------------------|---|--------------|---|---|
| | Pump | | | | Control Unit | | |
| 4 | Fuel Gear Pump | 8 | Accelerator Pedal | / | / | / | / |

2.3. 0445120007 Diesel Injection Installation Precautions

- 1) The replacement of the diesel injection must strictly follow the electrical system, the approved pressure of the low-pressure fuel intake system, the approved pressure of the high-pressure fuel circuit system, and fuel system replacement consumables requirements (including the low-pressure fuel circuit system filter and the high-pressure fuel circuit) specified in the vehicle engine maintenance manual.
- 2) Replacement of wearing parts of the fuel system, cleaning requirements for the connection between the fuel system and the diesel injection, the fitting clearance of the diesel injection connection, the installation angle and tightening torque of the diesel injection, the fitting clearance of the intake system, and the fitting clearance of the exhaust system to ensure the service life of the engine and the normal operation of the diesel injection.
- 3) When installing the diesel injection on the engine, it is necessary to clean the engine block, cylinder head and other parts connected to the diesel injection, and ensure that there is no dust, carbon deposits, water, rust spots, etc.
- 4) Before installing, check whether the diesel injection nozzle gasket has been replaced and installed on the CR Fuel injector.
- 5) When installing the diesel injection, apply lubricant between the diesel injection, fuel nozzle sealing gasket and O-ring.
- 6) Failure to replace the gasket with a new one may result in: deformation of the tight cap of nozzle, deformation of nozzle, deformation of nozzle orifice, oil leakage and air leakage, which will cause serious damage to the diesel injection and nozzle to break and cause damage to the engine.
- 7) When installing the diesel injection on the engine, please carefully check the components related to the installation of the diesel injection, such as the diesel injection pressure plate, screw, diesel injection rod and other accessories are not deformed, and install it in strict accordance with the operation steps of the engine maintenance manual.
- 8) It is forbidden to operate the bare diesel injection for a long time in an environment with serious dust pollution and corrosion to iron products.
- 9) It is forbidden to operate the bare diesel injection for a long time in a strong magnetic field environment.

2.4. Reasons For 0445120007 Diesel Injection Not Working Normally

- 1) There is air in the oil circuit of the engine fuel system.
- 2) Vehicle oil pump oil supply system is not normal.
- 3) Engine common rail system oil leakage or pressure limiting valve is damaged.
- 4) There is a short circuit, cutting out and poor contact in the wiring harness connected to the diesel injection of the vehicle.
- 5) The long-term placement of the diesel injection causes the anti-rust oil to solidify, and the internal components are stuck or the oil holes are blocked.

▲ Before installing, carefully check whether other components in the common rail system except the CR Fuel injector are damaged so as to prevent the diesel injection from not working properly after being replaced.

2.5. Causes of 0445120007 Diesel Injection Being Damaged

- 1) Failure to operate correctly according to the engine maintenance manual during disassembly and assembly resulted in damage to the diesel injection.
- 2) The fuel used for the vehicle does not meet the standard, causing damage to the diesel injection, such as: the water content in the fuel oil exceeds the standard, iron powder, aluminum powder, sulfide impurities exceed the standard, etc.
- 3) The engine is not regularly maintained according to the engine maintenance manual (please refer to the vehicle maintenance manual for the maintenance mileage). For example, failure to replace the lubricating oil of the engine system for a long time will cause abnormal wear of the engine, excessive exhaust gas volume or a large amount of carbon deposits inside the engine. The filter is not replaced during maintenance or the replaced filter cannot reach the original filter standard. All above reasons can cause damage to the diesel injection.
- 4) The abrasion of the oil pump produces iron powder and aluminum powder enter the CR Fuel injector and cause damage to the diesel injection.
- 5) The deformation and abrasion of fuel tank result in iron powder or aluminum powder entering the diesel injection and causing damage to the diesel injection.
- 6) The diesel injection is damaged due to replacement or adjustment of the relevant parts of the diesel injection. For example, the valve clearance does not meet the standard after the engine is repaired, the replacement or modification of the wiring harness connected to the diesel injection fails to meet the original standard.
- 7) The engine is overheated and overloaded for a long time working results in damage to the diesel injection.
- 8) The diesel injection will be damaged naturally at the end of its working life.
- 9) The diesel injection is magnetized (diesel injection parts' magnetic exceeded) causing the diesel injection to not work properly.

▲ Before replacing the diesel injection, please check the engine parts carefully according to the engine maintenance manual to avoid the diesel injection being damaged again after replacement.

2.6. 0445120007 Diesel Injection Storage Standard

1) Choose a Suitable Storage Place

The warehouse and cargo yard where the diesel injection is stored should be kept clean and dry, and away from the factory buildings that generate harmful gases and dust; do not mix with acids, alkali, salts and other substances; the storage place should have a good drainage system; the cargo yard should be flattened with gravel or furnace ash etc. to enhance the water permeability of the surface layer to keep the reservoir area dry.

2) Strict Requirements of Warehousing

Strict inspections should be carried out when the diesel injections are put into storage, the surface cleaning work should be done well to remove water traces, oil stains, ash and other dirt, remove the rust and do anti-rust treatment in time. Packaged diesel injections must be protected from damage.

3) Keep The Warehouse Dry And Preventing Moisture

The relative humidity is usually below 70% for the diesel injections placed in the room, and the corrosion of the diesel injections is significantly reduced.

diesel injections must be stored in the warehouse, and they are forbidden to store in the same warehouse with commodities with high water content.

4) Stack Properly

After the diesel injection is exposed to rain, the corrosion rate will increase significantly. The purpose of sealing is to isolate the diesel injection from rainwater and humid air, so the warehouse window should be checked in time to avoid rainwater entering the warehouse.

If the diesel injection package is damaged, it should be repaired or replaced; when the package is damp, the packaging material should be dried; if the original anti-corrosion and oil applied at the factory is found to be damaged or dried up, it should be cleaned and re-applied oil in time.

- ▲ It is forbidden to leave the diesel injection exposed in the air for a long time.
- ▲ It is forbidden to store acids, alkalis, salts and other substances together with the diesel injection.
- ▲ The unpacked diesel injection must be rust-proof during secondary storage.

2.7. 0445120007 Diesel Injection Technical Support Obtaining Methods

- 1) Diesel Injection Technical Data: <https://www.dieselinjections.com/download/>
- 2) Diesel Injection Videos: <https://www.dieselinjections.com/videos/>
- 3) Diesel Injection Encyclopedia: <https://www.dieselinjections.com/category/news/encyclopedia/>
- 4) YouTube:

Visit https://www.youtube.com/channel/UCByvYBx7VjV_mAfxh_Hu-aw to get the technical videos, stay tuned for more information.

3. 0445120007 Diesel Injection Purchase and Delivery

3.1. 0445120007 Diesel Injection Purchase Payment Term

Payment Terms: T/T, PayPal, Alipay, WeChat

- ▲ Please contact our salesmen for specific payment information.

3.2. 0445120007 Diesel Injection Main Sales Markets

Diesel Injection Main Sales Markets: Asia, Europe, North America, South America, Africa etc.

3.3. 0445120007 Diesel Injection Declaration Requirements

We can assist customers to provide the following documents for import customs clearance: contract, invoice, packing list, bill of lading, insurance policy, certificate of origin, etc.

3.4. 0445120007 Diesel Injection Shipping Ways

Destination in China Areas: SF Express, Debon Express, the corresponding logistics company can be provided according to customer requirements in special cases.

Destinations Out of China's Areas: DHL, UPS, FedEx, TNT air, ocean or other shipping methods required by customers.

3.5. 0445120007 Diesel Injection Lead time

Lead Time: Send out within 3 – 7 working days after receiving payment (Except for special products and special cases) .

3.6. 0445120007 Diesel Injection Logistics Time for Destination Out of China's Areas

DHL Logistics Time :

| Country or Region of Departure | Hong Kong, China | Other Countries or Regions of Asia | Australia and New Zealand | Europe | America | Other Countries |
|--------------------------------|------------------|------------------------------------|---------------------------|--------|-----------|-----------------|
| China's Mainland | 7 Days | 7 Days | 8 Days | 8 Days | 8-12 Days | 7-10 Days |

UPS Logistics Time: Country or Region of Departure: China's Mainland

| Country of Destination | Estimated Arrival Time | Country of Destination | Estimated Arrival Time | Country of Destination | Estimated Arrival Time |
|------------------------|------------------------|------------------------|------------------------|------------------------|------------------------|
| Japan | 3 Days | UK | 5-7Days | Egypt | 5-7 Days |
| Turkey | 5-7 Days | Singapore | 3 Days | Switzerland | 5-7 Days |
| Bahrain | 5-7 Days | Latvia | 7-10 Days | New Zealand | 7-10 Days |
| Sri Lanka | 5-7 Days | Thailand | 3 Days | Austria | 5-7 Days |
| Romania | 5-7 Days | Vietnam | 3-5 Days | Estonia | 5-7 Days |
| Malaysia | 3-5 Days | Israel | 5-7 Days | Mexico | 7-10 Days |
| France | 5-7 Days | America | 5-7 Days | United Arab Emirates | 5-7 Days |
| Italy | 5-7 Days | Netherlands | 5-7 Days | Bengal | 7-10 Days |
| Lebanon | 5-7 Days | Philippine | 3-5 Days | Greece | 7-10 Days |
| South Korea | 3 Days | Spain | 5-7 Days | Myanmar | 5-7 Days |
| Canada | 5-7 Days | Germany | 5-7 Days | Saudi Arabia | 7-10 Days |
| Portugal | 5-7 Days | Australia | 5-7 Days | South Africa | 7-10 Days |
| Denmark | 5-7 Days | Belgium | 5-7 Days | Ukraine | 7-10 Days |
| India | 7-10 Days | Qatar | 7-10 Days | Poland | 5-7 Days |
| Indonesia | 3-5 Days | Morocco | 7-10 Days | Pakistan | 7-10 Days |
| Kuwait | 7-10 Days | / | / | / | / |

▲ The logistics time is for reference only and is subject to the actual arrival.

3.7. 0445120007 Diesel Injection Packing

Domestic Express Packaging: Usually wrapped in waterproof scotch tape.

International Express Packaging: Wrapped with waterproof yellow tape after wrapping the black protective film.




Pallet Shipping: Use fumigation free and recycling trays that meet export requirements, and use white wrapping protective film to wrap and bind with cable ties for the outside, also, the products can be packaged according to customers' requirements.

▲ The packing tray is made of plastic and can be recycled.

▲ Transparent tape, yellow tape, black wrapping protective film, white wrapping protective film are non-degradable materials, please dispose of them properly.

▲ Minors are prohibited from using transparent tape, yellow tape, black wrapping protective film, and white wrapping protective film to avoid personal injury.

| No. | 1 | 2 | 3 |
|-----|---|---|---|
|-----|---|---|---|

| | | | |
|--------------------|---|--|---|
| Image |  |  |  |
| Name | Domestic Express Packaging | International Express Packaging | Pallet Shipping |
| Description | Wrapped by transparent tape | Wrapped with yellow tape after wrapping black protective film | Use pallet that meet export requirements, and use white wrapping protective film to wrap and bind with cable ties |


4. Company Information





Pic No. 5

4.1. Company Introduction

 **Mob Phone/WeChat:** +86-13410541523

 **HK Telephone:** +852-67653519

 **Telephone:** +86-755-23215133

 **Shenzhen Office:** 11-12, Floor 14, Building 13, Qinchengda Building, Exit A, Honglang North Subway Station, Bao'an District, Shenzhen, China's Mainland

 **Shenzhen Office:** Exit C, Qiao Touxu Metro Station, NO. 66 Chongqing Road, Fuhai Avenue, Bao'an

District, Shenzhen, China Mainland

📍 **Hong Kong Office:** Jianfa Street Industrial Zone, Tuen Mun, New Territories, Hong Kong, China

📍 **After-sales Service Address:** Please contact our salesmen to obtain and provide the corresponding product maintenance reasons (Reference: [1.9. 0445120007 Diesel Injection Warranty Instructions](#))

4.2. Contact Information

| Name | WeChat/ WhatsApp |
|------|------------------|
| Ruby | +86-13410541523 |

5. Copyright Statement

The copyright, trademark, and other intellectual property rights belong to this website (www.dieselinjections.com), and is protected by the Copyright Law of the People's Republic of China, international copyright treaties, and related laws and regulations on intellectual property protection.

Without written authorization from www.dieselinjections.com, no media or individual may use the content in " [0445120007 Diesel Injection Technical Data](#) " for any commercial purposes (including but not limited to modifying, copying, intercepting, compiling, uploading, reproducing, and disseminating) in any way or medium. Otherwise it will be deemed as infringement, www.dieselinjections.com reserves the right to pursue its legal responsibilities in accordance with the law.