

DIESEL.

33800-2U000 Diesel Injection Technical Data

SKU: Y1T3338002U000

COMMON RAIL

DIESEL

INJECTOR

G2 G3 G4 X1 X2 | E1 E3 | M11 N14 XPI

0445110 0445120 | 320D C7 C9 C-9

**DIESEL
INJECTIONS**



**TECHNICAL
DOCUMENTATION**

**DIESEL
INJECTOR**

33800-2U000 Diesel Injection Technical Data

Content

1. 33800-2U000 Diesel Injection Introduction	2
1.1. 33800-2U000 Diesel Injection Basic Information	2
1.2. 33800-2U000 Diesel Injection Common Part Number	2
1.3. 33800-2U000 Diesel Injection Matching Information	2
1.4. 33800-2U000 Diesel Injection Parameter	2
1.5. 33800-2U000 Diesel Injection Specifications and Dimensions	3
1.6. 33800-2U000 Diesel Injection Customized Service	3
1.7. 33800-2U000 Diesel Injection Packing List and Package Size	3
1.8. 33800-2U000 Diesel Injection Quality Control	5
1.9. 33800-2U000 Diesel Injection Testing Standard and Certificate	5
1.10. 33800-2U000 Diesel Injection Warranty Instructions	6
1.11. 33800-2U000 Diesel Injection Manufacturer	7
2. 33800-2U000 Diesel Injection Technical Support	7
2.1. 33800-2U000 Diesel Injection Part Number Location	7
2.2. 33800-2U000 Diesel Injection Application Scenarios	7
2.3. 33800-2U000 Diesel Injection Installation	8
2.4. Reasons for 33800-2U000 Diesel Injection Not Working Normally	9
2.5. Causes of 33800-2U000 Diesel Injection Being Damaged	9
2.6. 33800-2U000 Diesel Injection Technical Support Obtaining Methods	10
3. 33800-2U000 Diesel Injection Purchase and Delivery	10
3.1. 33800-2U000 Diesel Injection Purchase Payment Term	10
3.2. 33800-2U000 Diesel Injection Main Sales Markets	10
3.3. 33800-2U000 Diesel Injection Declaration Requirements	10
3.4. 33800-2U000 Diesel Injection Shipping Ways	10
3.5. 33800-2U000 Diesel Injection Lead time	10
3.6. 33800-2U000 Diesel Injection Logistics Time for Destination Out of China's Areas	10
3.7. 33800-2U000 Diesel Injection Packing	11
4. 33800-2U000 Diesel Injection Storage Standard	12
5. Company Information	12
5.1. Company Introduction	13
5.2. Salesmen's Contact Information	13
6. Copyright Statement	13

33800-2U000 Diesel Injection Technical Data

1. 33800-2U000 Diesel Injection Introduction

The 33800-2U000 diesel injection is a high-performance fuel diesel injection designed primarily for diesel engines, ensuring precise fuel delivery and optimized engine performance. It also features advanced manufacturing standards that enable consistent performance even in demanding conditions.

1.1. 33800-2U000 Diesel Injection Basic Information

Title	Common Rail 33800-2U000 Diesel Injection Piezo Series	Quality
SKU	Y1T3338002U000	Original New

1.2. 33800-2U000 Diesel Injection Common Part Number

(1) Diesel Injection Exchange Information

Diesel Injection Part Number	Compatible Number	Re-manufactured Number
33800-2U000	/	/

(2) Diesel Injection Part Number Common Writing

33800-2U000, 338002U000

1.3. 33800-2U000 Diesel Injection Matching Information

Vehicle Brand	Series	Car Model	Engine Model	Production Date	Power (KW)	Horse Power	Emission Standards	Manufacturer	Emissions (L)	Cylinder	Power Source (V)
HYUNDAI TUCSON	Piezo	HYUNDAI TUCSON	D4FE	/	66 / 70 / 81 / 85 / 94 / 100	90 / 95 / 110 / 116 / 128 / 136	/	/	1.6	/	/
KONA	Piezo	KONA	/	/	66 / 70 / 81 / 85 / 94 / 100	90 / 95 / 110 / 116 / 128 / 136	/	/	/	/	/
SPORTAGE	Piezo	SPORTAGE	/	/	66 / 70 / 81 / 85 / 94 / 100	90 / 95 / 110 / 116 / 128 / 136	/	/	/	/	/
SELTOS	Piezo	SELTOS	/	/	66 / 70 / 81 / 85 / 94 / 100	90 / 95 / 110 / 116 / 128 / 136	/	/	/	/	/

1.4. 33800-2U000 Diesel Injection Parameter

Adaptation System: Common Rail System

Diesel Injection Series: Piezo

Diesel Injection Type: Piezoelectric diesel injection

Maximum System Pressure Supported: /

1.5. 33800-2U000 Diesel Injection Specifications and Dimensions

Diesel Injection Size: 21.5cm*4 cm *4 cm (L*W*H=V)

Diesel Injection Net Weight: 0.55 kg

Gross Weight: 0.6 kg

Diesel Injection Quality: Original New




Package Size: 28cm*7 cm *7 cm

Diesel Injection Type: Piezoelectric diesel injection

MOQ: 4 Pieces

1.6. 33800-2U000 Diesel Injection Customized Service

(1) **Diesel Injection Customized Service:** Meet the customized needs of OEM manufacturers for shell lettering, logo engraving, diesel injection internal packaging, diesel injection external packaging and labels customized, etc.

		
Diesel injection house lettering and QR code	Diesel injection solenoid valve engraving	Diesel injection box and label

(2) Diesel Injection Customized Service Requirements:

The purchased of customized diesel injection are not less than 10 pieces.







Customized diesel injection packages no less than 1000 pieces.


When the customized products involve the need of specify logo, the OEM manufacturer needs to provide trademark authorization and the sample of logo image data.

⚠ **Once the customized diesel injection is sold, it cannot be returned or exchanged if there is no quality problems.**

1.7. 33800-2U000 Diesel Injection Packing List and Package Size

(1) Diesel Injection Spare Parts List

No.	1	2	3
Image			
Name	Diesel Injection	O-Ring	Gasket
Description	Diesel injection part number: 33800-2U000	Ensure to meet the standard of the sealing performance between the diesel injection and the engine	Made of brass, used to ensure the tight fit between the diesel injection cap end and the engine
No.	4	5	6
Image			

Name	Diesel Injection Protective Cover Cap	VCI Anti-rust Bag	Bubble Bag
Description	Protect nozzle holes from being polluted and blocked	Prevent diesel injection from rusting	Prevent the diesel injection from being damaged by external forces
No.	7	8	9
Image		/	/
Name	Diesel Injection Packing Box		/
Description	Place diesel injection and diesel injection accessories	/	/

⚠ Minors are forbidden to use the diesel injection assembly, O-ring, gasket, protective cover, diesel injection house protective cover, solenoid valve protective cover, VCI anti-rust bag, and air bubble bag to avoid personal injury.


⚠ O-ring and gasket are disposable installation accessories, and need to be replaced for re-installation.

⚠ The nozzle protective cover、 diesel injection house cover and solenoid valve cover are recyclable accessories.

⚠ VCI anti-rust bag and bubble bag are non-degradable materials, please dispose of them properly after using.

⚠ The diesel injection and the installation parts should be coated with appropriate sealing oil during installation.

(2) Diesel Injection Box Size



No.	Name	Diesel Injection Package Size (cm)
1	Diesel Injection Box	28*7*7

1.8. 33800-2U000 Diesel Injection Quality Control

(1) Diesel Injection Testing

All diesel injection spare parts are tested for electrical characteristics, accuracy, high temperature, low temperature, withstand voltage, leakage, durability, and various working conditions.

(2) Diesel Injection Assembling

And the quality control of the diesel injection production and installation process, our company strictly follows the standard product installation data and product installation steps to install, such as diesel injection stroke test, diesel injection solenoid valve tightening torque, and diesel injection nozzle tightening torque.

(3) Diesel Injection Inspection

The factory inspection of the diesel injection is undergone full inspection, random inspection, and batch inspection three inspections. Different brands of test benches are used to test the same diesel injection for a total of no less than three times for factory inspection, and the diesel injection installation testing environment are progressed in dust-free workshop.

1.9. 33800-2U000 Diesel Injection Testing Standard and Certificate

Shumatt can provide the factory quality inspection test report of each diesel injection to ensure that each diesel injection delivered meets the engine performance indicators.

BOTEN		测试报告		4.05.2019 10:42:09	
<div style="display: flex; justify-content: space-between;"> 承单企业: _____ </div>					
<div style="display: flex; justify-content: space-between;"> 电话: _____ 地址: _____ </div>					
<div style="display: flex; justify-content: space-between;"> 传真: _____ 检测人: _____ </div>					
<div style="display: flex; justify-content: space-between;"> 客户地址: _____ 送检单位: _____ </div>					
<div style="display: flex; justify-content: space-between;"> 电话: _____ 客户姓名: _____ </div>					
<div style="display: flex; justify-content: space-between;"> 检测项目: _____ </div>					
<div style="display: flex; justify-content: space-between; align-items: flex-start;"> <div style="width: 30%;"> <div style="display: flex; justify-content: space-between; margin-bottom: 10px;"> 设计名称: _____ 检测款: _____ </div> <div style="display: flex; justify-content: space-between; margin-bottom: 10px;"> 型号-零件号: _____ </div> <div style="display: flex; justify-content: space-between;"> 检测商: _____ </div> </div> <div style="width: 70%; text-align: center;"> <h2 style="margin: 0;">检测结果</h2> </div> </div>					
<div style="display: flex; justify-content: space-between; margin-top: 10px;"> 检测标准号: GB1002-9511 </div>					
	标准检测值	参考检测值	实际检测值	标准范围	
LSAR TEST:	32	— 5 —	6.5	20.0 ± 1.0	✓
Back:	32	4	75.0	40.0 ± 2.0	✓
WARM:	32	127.0 ± 16.0	0.0	-----0-----	✗
Max:	231.0	231.0 ± 14.4	0.0	-----0-----	✓
TL:	28.0	24.0 ± 8.0	0.0	-----0-----	✓
UL:	14.0	70.0 ± 8.8	0.0	-----0-----	✓
VE:	0.0	4.0 ± 1.6	0.0	-----0-----	✓
<div style="display: flex; justify-content: space-between; align-items: center;"> <div style="width: 40%;"> <div style="display: flex; justify-content: space-between; margin-bottom: 5px;"> 检测日期: _____ 检测人: _____ </div> <div style="display: flex; justify-content: space-between;"> 检测地点: _____ 检测时间: _____ </div> </div> <div style="width: 60%; text-align: center;"> <div style="display: flex; justify-content: space-between; margin-bottom: 5px;"> 检测标准: _____ 检测人: _____ </div> <div style="display: flex; justify-content: space-between;"> 检测地点: _____ 检测时间: _____ </div> </div> </div>					

1.10. 33800-2U000 Diesel Injection Warranty Instructions

(1) Product Warranty Conditions and Instructions

When an diesel injection shows abnormal performance during use, it is essential to provide photos, videos, or test reports from diesel injection inspection equipment as evidence for feedback to the salesperson.

Abnormal conditions are properly explained such as: 1.Smoke, 2. Engine shake, 3. Difficulty starting the engine, 4. Engine noise, 5. oil leakage etc.

(2) Diesel Injection Warranty Coverage

Within 15 days after customer receives the 33800-2U000 diesel injection, if there is a performance failure and the product has no appearance damage, customer can choose to replace it or repair it;

If the 33800-2U000 diesel injection experiences a performance issue within 15 days of receipt and shows no external damage, the customer may opt for either replacement or repair for free;

If the diesel injection house has obvious scratches, it can only be repaired and it will be returned as it is if the product is confirmed to be fault-free.

⚠️ Tips: For products not covered by warranty, Shumatt can provide paid maintenance services. For products after paid repaired, the same performance problem will have a free warranty period within 3 months from the date of repairing.

(3) Diesel Injection Out of Warranty Coverage

- The warranty period has expired.
- Diesel injection working failure caused by high temperature, high pressure, humidity, rain and snow, saline-alkali land, earthquake, and used in abnormal environment.
- Customer disassembles or repairs the diesel injection personally resulting in damage to the diesel

injection.

- Diesel injection damage caused by man-made reasons (throwing, strong magnetic field magnetization, set fire).
- Diesel injection working failure or diesel injection damaged caused by non-diesel-injection design, technology, manufacturing, quality and other issues.
- Diesel injection working failure due to system pressure exceeding system approved pressure.
- Diesel injection working failure caused by system voltage exceeding approved voltage.
- Diesel injection working failure caused by impurities (water, lead, aluminum powder, iron powder, sulfide) in the system fuel exceeding the standard requirements.
- Diesel injection working failure caused by not installing according to the tightening torque specified in the vehicle engine maintenance manual (the tightening torque is too large or too small).
- Diesel injection working failure caused by not following the installation angle specified in the vehicle engine maintenance manual.
- Diesel injection working failure caused by not following the cleaning requirements specified in the vehicle engine maintenance manual.
- Diesel injection working failure caused by failure to replace consumable parts as specified in the vehicle engine maintenance manual.
- Diesel injection working failure caused by not complying with the intake system fit clearance and exhaust system fit clearance requirements specified in the vehicle engine maintenance manual.
- Failure to replace the consumable parts and the fitting clearance of the oil inlet system pipeline and the diesel injection connection in accordance with the fuel intake system specified in the vehicle engine maintenance manual.

1.11. 33800-2U000 Diesel Injection Manufacturer

Diesel injection manufacturer: Shenzhen Shumatt Technology Co., Ltd

2. 33800-2U000 Diesel Injection Technical Support

2.1. 33800-2U000 Diesel Injection Part Number Location

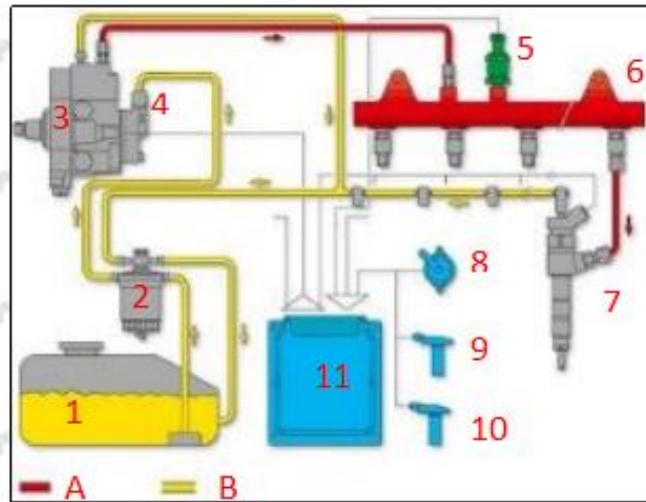
1) E.g.: The diesel injection part number location is as follows

No.	Name
A	brand, logo, part number, series number
B	part number



2.2. 33800-2U000 Diesel Injection Application Scenarios

Common rail system is an oil supply method refers to the diesel oil from the fuel tank sucked out by the gear pump through the oil-water separator and the gear pump to diesel fine filter, high-pressure pump, common rail pipe, and fuel diesel injection, all together with the closed-loop fuel supply system composed of sensors and ECU that completely separates the generation of injection pressure and the injection process from each other.



Pic No. 1

No.	Name	No.	Name	No.	Name	No.	Name
1	Tank	5	Common Rail Pressure Sensor	9	Engine Crankshaft Sensor	A	High Pressure Oil Circuit
2	Diesel Filter	6	Common Rail Pipe	10	Camshaft Sensor	B	Low Pressure Oil Circuit
3	High-Pressure Pump	7	Diesel Injection	11	ECU Electronic Control Unit	/	/
4	Fuel Gear Pump	8	Accelerator Pedal	/	/	/	/

2.3. 33800-2U000 Diesel Injection Installation

(1) 33800-2U000 Diesel Injection Installation Precautions:

- ⚠ The replacement of the diesel injection must strictly follow the electrical system, the approved pressure of the low-pressure fuel intake system, the approved pressure of the high-pressure fuel circuit system, and fuel system replacement consumables requirements (including the low-pressure fuel circuit system filter and the high-pressure fuel circuit) specified in the vehicle engine maintenance manual,
- ⚠ Replacement of wearing parts of the fuel system, cleaning requirements for the connection between the fuel system and the diesel injection, the fitting clearance of the diesel injection connection, the installation angle and tightening torque of the diesel injection, the fitting clearance of the intake system, and the fitting clearance of the exhaust system to ensure the service life of the engine and the normal operation of the diesel injection.
- ⚠ When installing the diesel injection on the engine, it is necessary to clean the engine block, cylinder head and other parts connected to the diesel injection, and ensure that there is no dust, carbon deposits, water, rust spots, etc.
- ⚠ When installing the diesel injection, apply lubricant between the diesel injection, sealing gasket and O-ring.

⚠ When installing the diesel injection on the engine, please carefully check the components related to the installation of the diesel injection, such as the diesel injection pressure plate, screw, diesel injection rod and other accessories are not deformed, and install it in strict accordance with the operation steps of the engine maintenance manual.

⚠ It is forbidden to operate the bare diesel injection for a long time in an environment with serious dust pollution and corrosion to iron products.

⚠ It is forbidden to operate the bare diesel injection for a long time in a strong magnetic field environment.

2.4. Reasons for 33800-2U000 Diesel Injection Not Working Normally

- (1) There is air in the oil circuit of the engine fuel system.
- (2) Vehicle oil pump oil supply system is not normal.
- (3) Engine common rail system oil leakage or pressure limiting valve damage.
- (4) There is a short circuit, cutting out and poor contact in the wiring harness connected to the diesel injection of the vehicle.
- (5) The long-term placement of the diesel injection causes the anti-rust oil to solidify, and the internal components are stuck or the oil holes are blocked.

⚠ Before installing, carefully check whether other components in the common rail system except the diesel injection are damaged so as to prevent the diesel injection from not working properly after being replaced.

2.5. Causes of 33800-2U000 Diesel Injection Being Damaged

- (1) The operator does not operate properly according to engine maintenance manual during disassembly or installation, resulting in damage to the diesel injection.
- (2) The fuel oil used for the vehicle does not meet the standard cause damage to the diesel injection, such as: the water content in the fuel oil exceeds the standard, iron powder, aluminum powder, sulfide impurities exceed the standard, etc.
- (3) The engine is not regularly maintained according to the engine maintenance manual (please refer to the vehicle maintenance manual for the maintenance mileage). For example, failure to replace the lubricating oil of the engine system for a long time will cause abnormal wear of the engine, excessive exhaust gas volume or a large amount of carbon deposits inside the engine. The filter is not replaced during maintenance or the replaced filter cannot reach the original filter standard. all above reasons can cause damage to the diesel injection.
- (4) The abrasion of the oil pump produces iron powder and aluminum powder enter the diesel injection and cause damage to the diesel injection.
- (5) The deformation and abrasion of fuel tank result in iron powder or aluminum powder entering the diesel injection and causing damage to the diesel injection.
- (6) The diesel injection is damaged due to replacement or adjustment of the relevant parts of the diesel injection. For example, the valve clearance does not meet the standard after the engine is repaired, the replacement or modification of the wiring harness connected to the diesel injection fails to meet the original standard.
- (7) The engine is overheated and overloaded for a long time working results in damage to the diesel injection.
- (8) The diesel injection will be damaged naturally at the end of its working life.
- (9) The diesel injection is magnetized (diesel injection parts' magnetic exceeded) causing the diesel

injection to not work properly.

⚠ Before replacing the diesel injection, please check the engine parts carefully according to the engine maintenance manual to avoid the diesel injection being damaged again after replacement.

2.6. 33800-2U000 Diesel Injection Technical Support Obtaining Methods

- 1) Diesel Injection Technical Data: <https://www.dieselinjections.com/download/>
- 2) Diesel Injection Videos: <https://www.dieselinjections.com/videos/>
- 3) Diesel Injection Encyclopedia: <https://www.dieselinjections.com/category/news/encyclopedia/>
- 4) YouTube:

Visit https://www.youtube.com/channel/UCByvYBx7VjV_mAfxh_Hu-aw to get the technical videos, stay tuned for more information.

3. 33800-2U000 Diesel Injection Purchase and Delivery

3.1. 33800-2U000 Diesel Injection Purchase Payment Term

Payment Terms: T/T, PayPal, Alipay, WeChat

Please contact our salesmen for specific payment information.

3.2. 33800-2U000 Diesel Injection Main Sales Markets

Diesel injection main sales markets: Asia, Europe, North America, South America, Africa etc.

3.3. 33800-2U000 Diesel Injection Declaration Requirements

We can assist customers to provide the following documents for import customs clearance: contract, invoice, packing list, bill of lading, insurance policy, certificate of origin, etc.

3.4. 33800-2U000 Diesel Injection Shipping Ways

Destination in China areas: SF Express, Debon Express, the corresponding logistics company can be provided according to customer requirements in special cases.

Destinations out of China's areas: DHL, UPS, FedEx, TNT air, ocean or other shipping methods required by customers.

3.5. 33800-2U000 Diesel Injection Lead time

Lead time: Send out within 3 – 7 working days after receiving payment (Except for special products and special cases) .

3.6. 33800-2U000 Diesel Injection Logistics Time for Destination Out of China's Areas

DHL Logistics Time :

Country or Region of Departure	Hong Kong, China	Other Countries or Regions of Asia	Australia and New Zealand	Europe	America	Other Countries
China's Mainland	7 Days	7 Days	8 Days	8 Days	8-12 Days	7-10 Days

UPS Logistics Time: Country or Region of Departure: China's Mainland

Country of Destination	Estimated Arrival Time	Country of Destination	Estimated Arrival Time	Country of Destination	Estimated Arrival Time
Japan	3 Days	UK	5-7Days	Egypt	5-7 Days
Turkey	5-7 Days	Singapore	3 Days	Switzerland	5-7 Days
Bahrain	5-7 Days	Latvia	7-10 Days	New Zealand	7-10 Days

Sri Lanka	5-7 Days	Thailand	3 Days	Austria	5-7 Days
Romania	5-7 Days	Vietnam	3-5 Days	Estonia	5-7 Days
Malaysia	3-5 Days	Israel	5-7 Days	Mexico	7-10 Days
France	5-7 Days	America	5-7 Days	United Arab Emirates	5-7 Days
Italy	5-7 Days	Netherlands	5-7 Days	Bengal	7-10 Days
Lebanon	5-7 Days	Philippine	3-5 Days	Greece	7-10 Days
South Korea	3 Days	Spain	5-7 Days	Myanmar	5-7 Days
Canada	5-7 Days	Germany	5-7 Days	Saudi Arabia	7-10 Days
Portugal	5-7 Days	Australia	5-7 Days	South Africa	7-10 Days
Denmark	5-7 Days	Belgium	5-7 Days	Ukraine	7-10 Days
India	7-10 Days	Qatar	7-10 Days	Poland	5-7 Days
Indonesia	3-5 Days	Morocco	7-10 Days	Pakistan	7-10 Days
Kuwait	7-10 Days				

⚠ The logistics time is for reference only , subjects are according to the actual arrival.

3.7. 33800-2U000 Diesel Injection Packing

Domestic express packaging: Usually wrapped in waterproof scotch tape, such as picture No.1.




International express packaging: Wrapped with waterproof yellow tape After wrapping the black protective film, such as picture No. 2.

Pallet Shipping: Use fumigation free and recycling trays that meet export requirements, and use white wrapping protective film to wrap and bind with cable ties for the outside, such as picture No. 3, also, the products can be packaged according to customers' requirements.

⚠ The packing tray is made of plastic and can be recycled.

⚠ Transparent tape, yellow tape, black wrapping protective film, white wrapping protective film are non-degradable materials, please dispose of them properly.

⚠ Minors are prohibited from using transparent tape, yellow tape, black wrapping protective film, and white wrapping protective film to avoid personal injury.

		
Domestic express packaging: Wrapped with Transparent tape	International express packaging: Wrapped with yellow tape after wrapping black protective film	Pallet Shipping: Use pallet that meet export requirements, and use white wrapping protective film to wrap and bind with cable ties

4. 33800-2U000 Diesel Injection Storage Standard

(1) Choose a suitable storage place

The warehouse and cargo yard where the diesel injection is stored should be kept clean and dry, and away from the factory buildings that generate harmful gases and dust; do not mix with acid, alkali, salt and other substances; the storage place should have a good drainage system; the cargo yard should be flattened with gravel or furnace ash etc. to enhance the water permeability of the surface layer to keep the reservoir area dry.

(2) Strict requirements of warehousing

Strict inspections should be carried out when the diesel injections are put into storage, the surface cleaning work should be done well to remove water traces, oil stains, ash and other dirt, remove the rust and do anti-rust treatment in time. Packaged diesel injections must be protected from damage.

(3) Keep the warehouse dry and preventing moisture




The relative humidity is usually below 70% for the diesel injections placed in the room, and the corrosion of the diesel injections is significantly reduced.

The diesel injections must be stored in the warehouse, and they are forbidden to store in the same warehouse with commodities with high water content.

(4) Stack Properly

After the diesel injection is exposed to rain, the corrosion rate will increase significantly. The purpose of sealing is to isolate the diesel injection from rainwater and humid air, so the warehouse window should be checked in time to avoid rainwater entering the warehouse

If the diesel injection package is damaged, it should be repaired or replaced; when the package is damp, the packaging material should be dried; if the original anti-corrosion and oil applied at the factory is found to be damaged or dried up, it should be cleaned and re-applied oil in time.

-  It is forbidden to leave the diesel injection exposed in the air for a long time.
-  It is forbidden to store acid, alkali, salt and other substances together with the diesel injection.
-  The unpacked diesel injection must be rust-proof during secondary storage.


5. Company Information





5.1. Company Introduction


 **Mob Phone/WeChat:** +86-13410541523

 **HK Telephone:** +852-67653519

 **Telephone:** +86-755-23215133

 **Shenzhen Office:** 11-12, Floor 14, Building 13, Qinchengda Building, Exit A, Honglang North Subway Station, Bao'an District, Shenzhen, China's Mainland

 **Shenzhen Office:** Exit C, Qiao Touxu Metro Station, NO. 66 Chongqing Road, Fuhai Avenue, Bao'an District, Shenzhen, China Mainland

 **Hong Kong Office:** Jianfa Street Industrial Zone, Tuen Mun, New Territories, Hong Kong, China

 **After-sales Service Address:** Please contact our salesmen to obtain and provide the corresponding product maintenance reasons (Reference: [1.10. 33800-2U000 Diesel Injection Warranty Instructions](#))

5.2. Salesmen's Contact Information

Name	WeChat/WhatsApp
Ruby	+86-13410541523

6. Copyright Statement

The copyright, and other intellectual property rights belong to this website (www.dieselinjections.com). The images with "Shumatt" trademark is authorized by Shenzhen Shumatt Technology Co., Ltd., and is protected by the Copyright Law of the People's Republic of China, international copyright treaties, and related laws and regulations on intellectual property protection.

Without written authorization from www.dieselinjections.com, no media or individual may use the content in " **33800-2U000 Diesel Injection Technical Data**" for any commercial purposes (including but not limited to modifying, copying, intercepting, compiling, uploading, reproducing, and disseminating) in any way or medium. Otherwise it will be deemed as infringement, www.dieselinjections.com reserves the right to pursue its legal responsibilities in accordance with the law.