

DIESEL.

A2C3999700080 Diesel Injection Technical Data

SKU: Y2T32C39997000

COMMON RAIL

DIESEL

INJECTOR

G2 G3 G4 X1 X2 | E1 E3 | M11 N14 XPI

0445110 0445120 | 320D C7 C9 C-9

**DIESEL
INJECTIONS**



**TECHNICAL
DOCUMENTATION**

**DIESEL
INJECTOR**

A2C3999700080 Diesel Injection Technical Data

Content

| | |
|-----------------------------------------------------------------------------------------------|----|
| 1. A2C3999700080 Diesel Injection Introduction..... | 2 |
| 1.1. A2C3999700080 Diesel Injection Basic Information | 2 |
| 1.2. A2C3999700080 Diesel Injection Common Part Number | 2 |
| 1.3. A2C3999700080 Diesel Injection Matching Information | 2 |
| 1.4. A2C3999700080 Diesel Injection Parameter..... | 2 |
| 1.5. A2C3999700080 Diesel Injection Specifications and Dimensions | 2 |
| 1.6. A2C3999700080 Diesel Injection Customized Service | 2 |
| 1.7. A2C3999700080 Diesel Injection Packing List and Package Size..... | 3 |
| 1.8. A2C3999700080 Diesel Injection Quality Control..... | 4 |
| 1.9. A2C3999700080 Diesel Injection Testing Standard and Certificate | 5 |
| 1.10. A2C3999700080 Diesel Injection Warranty Instructions | 5 |
| 1.11. A2C3999700080 Diesel Injection Manufacturer | 6 |
| 2. A2C3999700080 Diesel Injection Technical Support..... | 6 |
| 2.1. A2C3999700080 Diesel Injection Part Number Location | 6 |
| 2.2. A2C3999700080 Diesel Injection Application Scenarios..... | 7 |
| 2.3. A2C3999700080 Diesel Injection Installation | 7 |
| 2.4. Reasons for A2C3999700080 Diesel Injection Not Working Normally..... | 8 |
| 2.5. Causes of A2C3999700080 Diesel Injection Being Damaged..... | 8 |
| 2.6. A2C3999700080 Diesel Injection Technical Support Obtaining Methods..... | 9 |
| 3. A2C3999700080 Diesel Injection Purchase and Delivery..... | 9 |
| 3.1. A2C3999700080 Diesel Injection Purchase Payment Term..... | 9 |
| 3.2. A2C3999700080 Diesel Injection Main Sales Markets..... | 9 |
| 3.3. A2C3999700080 Diesel Injection Declaration Requirements | 9 |
| 3.4. A2C3999700080 Diesel Injection Shipping Ways | 9 |
| 3.5. A2C3999700080 Diesel Injection Lead time | 9 |
| 3.6. A2C3999700080 Diesel Injection Logistics Time for Destination Out of China's Areas | 9 |
| 3.7. A2C3999700080 Diesel Injection Packing | 10 |
| 4. A2C3999700080 Diesel Injection Storage Standard..... | 11 |
| 5. Company Information..... | 12 |
| 5.1. Company Introduction..... | 12 |
| 5.2. Salesmen's Contact Information..... | 12 |
| 6. Copyright Statement..... | 13 |

A2C3999700080 Diesel Injection Technical Data

1. A2C3999700080 Diesel Injection Introduction

The A2C3999700080 diesel injection is a high-performance fuel diesel injection designed primarily for diesel engines, ensuring precise fuel delivery and optimized engine performance. It also features advanced manufacturing standards that enable consistent performance even in demanding conditions.

1.1. A2C3999700080 Diesel Injection Basic Information

| Title | Common Rail A2C3999700080 Diesel Injection Piezo Series | Quality |
|-------|---------------------------------------------------------|--------------|
| SKU | Y2T32C39997000 | Original New |

1.2. A2C3999700080 Diesel Injection Common Part Number

(1) Diesel Injection Exchange Information

| Diesel Injection Part Number | Compatible Number | Re-manufactured Number |
|------------------------------|--------------------|------------------------|
| A2C3999700080 | 7001105C1 92333 | / |

(2) Diesel Injection Part Number Common Writing

A2C3999700080

1.3. A2C3999700080 Diesel Injection Matching Information

| Vehicle Brand | Series | Car Model | Engine Model | Production Date | Power (KW) | Horse Power | Emission Standards | Manufacturer | Emissions (L) | Cylinder | Power Source (V) |
|---------------|--------|-----------|--------------|-----------------|------------|-------------|--------------------|--------------|---------------|----------|------------------|
| JAC | Piezo | JAC | JAC 3.2L | / | / | / | / | / | 3.2 | / | / |

1.4. A2C3999700080 Diesel Injection Parameter

Adaptation System: Common Rail System

Diesel Injection Series: Piezo

Diesel Injection Type: Piezoelectric diesel injection

Maximum System Pressure Supported: /

1.5. A2C3999700080 Diesel Injection Specifications and Dimensions

Diesel Injection Size: 21.5cm*4 cm *4 cm (L*W*H=V)

Diesel Injection Net Weight: 0.55 kg

Gross Weight: 0.6 kg

Diesel Injection Quality: Original New

Package Size: 28cm*7 cm *7 cm

Diesel Injection Type: Piezoelectric diesel injection

MOQ: 4 Pieces

1.6. A2C3999700080 Diesel Injection Customized Service

(1) Diesel Injection Customized Service: Meet the customized needs of OEM manufacturers for shell lettering, logo engraving, diesel injection internal packaging, diesel injection external packaging and labels customized, etc.

| | | |
|-----------------------------------------------------------------------------------|-----------------------------------------------------------------------------------|-------------------------------------------------------------------------------------|
|  |  |  |
| Diesel injection house lettering and QR code | Diesel injection solenoid valve engraving | Diesel injection box and label |

(2) Diesel Injection Customized Service Requirements:

The purchased of customized diesel injection are not less than **10 pieces**.








Customized diesel injection packages no less than **1000 pieces**.

When the customized products involve the need of specify logo, the OEM manufacturer needs to provide trademark authorization and the sample of logo image data.

⚠ **Once the customized diesel injection is sold, it cannot be returned or exchanged if there is no quality problems.**

1.7. A2C3999700080 Diesel Injection Packing List and Package Size

(1) Diesel Injection Spare Parts List

| No. | 1 | 2 | 3 |
|-------------|-------------------------------------------------------------------------------------|----------------------------------------------------------------------------------------------------|-------------------------------------------------------------------------------------------------|
| Image |  |  |  |
| Name | Diesel Injection | O-Ring | Gasket |
| Description | Diesel injection part number: A2C3999700080 | Ensure to meet the standard of the sealing performance between the diesel injection and the engine | Made of brass, used to ensure the tight fit between the diesel injection cap end and the engine |
| No. | 4 | 5 | 6 |
| Image |  |  |  |
| Name | Diesel Injection Protective Cover Cap | VCI Anti-rust Bag | Bubble Bag |
| Description | Protect nozzle holes from being polluted and blocked | Prevent diesel injection from rusting | Prevent the diesel injection from being damaged by external forces |
| No. | 7 | 8 | 9 |
| Image |  | / | / |

| | | | |
|-------------|---------------------------------------------------------|---|---|
| Name | Diesel Injection Packing Box | | / |
| Description | Place diesel injection and diesel injection accessories | / | / |

⚠ Minors are forbidden to use the diesel injection assembly, O-ring, gasket, protective cover, diesel injection house protective cover, solenoid valve protective cover, VCI anti-rust bag, and air bubble bag to avoid personal injury.


⚠ O-ring and gasket are disposable installation accessories, and need to be replaced for re-installation.

⚠ The nozzle protective cover、 diesel injection house cover and solenoid valve cover are recyclable accessories.

⚠ VCI anti-rust bag and bubble bag are non-degradable materials, please dispose of them properly after using.

⚠ The diesel injection and the installation parts should be coated with appropriate sealing oil during installation.

(2) Diesel Injection Box Size



| No. | Name | Diesel Injection Package Size (cm) |
|-----|----------------------|------------------------------------|
| 1 | Diesel Injection Box | 28*7*7 |

1.8. A2C3999700080 Diesel Injection Quality Control

(1) Diesel Injection Testing

All diesel injection spare parts are tested for electrical characteristics, accuracy, high temperature, low temperature, withstand voltage, leakage, durability, and various working conditions.

(2) Diesel Injection Assembling

And the quality control of the diesel injection production and installation process, our company strictly follows the standard product installation data and product installation steps to install, such as diesel injection stroke test, diesel injection solenoid valve tightening torque, and diesel injection nozzle tightening torque.

(3) Diesel Injection Inspection

The factory inspection of the diesel injection is undergone full inspection, random inspection, and batch inspection three inspections. Different brands of test benches are used to test the same diesel injection for a total of no less than three times for factory inspection, and the diesel injection installation testing environment are progressed in dust-free workshop.

1.9. A2C3999700080 Diesel Injection Testing Standard and Certificate

Shumatt can provide the factory quality inspection test report of each diesel injection to ensure that each diesel injection delivered meets the engine performance indicators.

| BOTEN | | 测试报告 | | 4.05.2019 10:42:09 | |
|-----------------------------------------------------------|-------|------------|-------|--------------------|---|
| 承办单位: | | | | | |
| 电话: | | 地址: | | | |
| 传真: | | 检测人: | | | |
| 客户地址: | | 检测单位: | | | |
| 电话: | | 客户姓名: | | | |
| 传真: | | | | | |
| 检测项目: | | | | | |
| 检测名称: | 检测器 | | | | |
| 型号-零件号: | | | | | |
| 检测商: | | | | | |
| 检测结果 | | | | | |
| 检测器型号: C95(D0)-GS11 | | | | | |
| 检测器品牌 | 检测器型号 | 检测器规格 | 检测器参数 | 检测结果 | |
| IGAR TEST: | 38 | 4 | 6.5 | 20.0±1.0 | ✓ |
| Back: | 38 | 4 | 7.5 | 20.0±1.0 | ✓ |
| WARM: | 38 | 42.3±10.5 | 0.9 | 20.0±1.0 | ✗ |
| Max: | 231.5 | 218.9±14.4 | 0.9 | 20.0±1.0 | ✓ |
| TL: | 28.4 | 24.0±8.5 | 0.9 | 20.0±1.0 | ✓ |
| EL: | 14.1 | 12.0±4.8 | 0.9 | 20.0±1.0 | ✓ |
| VE: | 6.9 | 4.0±1.6 | 0.9 | 20.0±1.0 | ✓ |
| <input type="checkbox"/> 检测前 <input type="checkbox"/> 检测后 | | | | | |

1.10. A2C3999700080 Diesel Injection Warranty Instructions

(1) Product Warranty Conditions and Instructions

When an diesel injection shows abnormal performance during use, it is essential to provide photos, videos, or test reports from diesel injection inspection equipment as evidence for feedback to the salesperson.

Abnormal conditions are properly explained such as: 1.Smoke, 2. Engine shake, 3. Difficulty starting the engine, 4. Engine noise, 5. oil leakage etc.

(2) Diesel Injection Warranty Coverage

Within 15 days after customer receives the A2C3999700080 diesel injection, if there is a performance failure and the product has no appearance damage, customer can choose to replace it or repair it;

If the A2C3999700080 diesel injection experiences a performance issue within 15 days of receipt and shows no external damage, the customer may opt for either replacement or repair for free;

If the diesel injection house has obvious scratches, it can only be repaired and it will be returned as it is if the product is confirmed to be fault-free.

⚠ Tips: For products not covered by warranty, Shumatt can provide paid maintenance services. For

products after paid repaired, the same performance problem will have a free warranty period within 3 months from the date of repairing.

(3) Diesel Injection Out of Warranty Coverage

- The warranty period has expired.
- Diesel injection working failure caused by high temperature, high pressure, humidity, rain and snow, saline-alkali land, earthquake, and used in abnormal environment.
- Customer disassembles or repairs the diesel injection personally resulting in damage to the diesel injection.
- Diesel injection damage caused by man-made reasons (throwing, strong magnetic field magnetization, set fire).
- Diesel injection working failure or diesel injection damaged caused by non-diesel-injection design, technology, manufacturing, quality and other issues.
- Diesel injection working failure due to system pressure exceeding system approved pressure.
- Diesel injection working failure caused by system voltage exceeding approved voltage.
- Diesel injection working failure caused by impurities (water, lead, aluminum powder, iron powder, sulfide) in the system fuel exceeding the standard requirements.
- Diesel injection working failure caused by not installing according to the tightening torque specified in the vehicle engine maintenance manual (the tightening torque is too large or too small).
- Diesel injection working failure caused by not following the installation angle specified in the vehicle engine maintenance manual.
- Diesel injection working failure caused by not following the cleaning requirements specified in the vehicle engine maintenance manual.
- Diesel injection working failure caused by failure to replace consumable parts as specified in the vehicle engine maintenance manual.
- Diesel injection working failure caused by not complying with the intake system fit clearance and exhaust system fit clearance requirements specified in the vehicle engine maintenance manual.
- Failure to replace the consumable parts and the fitting clearance of the oil inlet system pipeline and the diesel injection connection in accordance with the fuel intake system specified in the vehicle engine maintenance manual.

1.11. A2C3999700080 Diesel Injection Manufacturer

Diesel injection manufacturer: Shenzhen Shumatt Technology Co., Ltd

2. A2C3999700080 Diesel Injection Technical Support

2.1. A2C3999700080 Diesel Injection Part Number Location

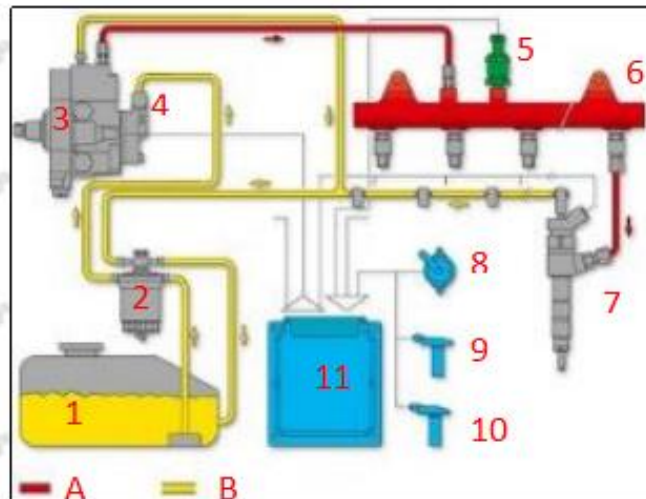
1) E.g.: The diesel injection part number location is as follows

| No. | Name |
|-----|--------------------------------------------|
| A | brand, logo, part number, series number |
| B | part number |



2.2. A2C3999700080 Diesel Injection Application Scenarios

Common rail system is an oil supply method refers to the diesel oil from the fuel tank sucked out by the gear pump through the oil-water separator and the gear pump to diesel fine filter, high-pressure pump, common rail pipe, and fuel diesel injection, all together with the closed-loop fuel supply system composed of sensors and ECU that completely separates the generation of injection pressure and the injection process from each other.



Pic No. 1

| No. | Name | No. | Name | No. | Name | No. | Name |
|-----|--------------------|-----|-----------------------------|-----|-----------------------------|-----|---------------------------|
| 1 | Tank | 5 | Common Rail Pressure Sensor | 9 | Engine Crankshaft Sensor | A | High Pressure Oil Circuit |
| 2 | Diesel Filter | 6 | Common Rail Pipe | 10 | Camshaft Sensor | B | Low Pressure Oil Circuit |
| 3 | High-Pressure Pump | 7 | Diesel Injection | 11 | ECU Electronic Control Unit | / | / |
| 4 | Fuel Gear Pump | 8 | Accelerator Pedal | / | / | / | / |

2.3. A2C3999700080 Diesel Injection Installation

(1) A2C3999700080 Diesel Injection Installation Precautions:

⚠ The replacement of the diesel injection must strictly follow the electrical system, the approved pressure of the low-pressure fuel intake system, the approved pressure of the high-pressure fuel circuit system, and fuel system replacement consumables requirements (including the low-pressure fuel circuit system filter and the high-pressure fuel circuit) specified in the vehicle engine maintenance manual,

⚠ Replacement of wearing parts of the fuel system, cleaning requirements for the connection between the fuel system and the diesel injection, the fitting clearance of the diesel injection connection, the installation angle and tightening torque of the diesel injection, the fitting clearance of the intake system, and the fitting

clearance of the exhaust system to ensure the service life of the engine and the normal operation of the diesel injection.

⚠ When installing the diesel injection on the engine, it is necessary to clean the engine block, cylinder head and other parts connected to the diesel injection, and ensure that there is no dust, carbon deposits, water, rust spots, etc.

⚠ When installing the diesel injection, apply lubricant between the diesel injection, sealing gasket and O-ring.

⚠ When installing the diesel injection on the engine, please carefully check the components related to the installation of the diesel injection, such as the diesel injection pressure plate, screw, diesel injection rod and other accessories are not deformed, and install it in strict accordance with the operation steps of the engine maintenance manual.

⚠ It is forbidden to operate the bare diesel injection for a long time in an environment with serious dust pollution and corrosion to iron products.

⚠ It is forbidden to operate the bare diesel injection for a long time in a strong magnetic field environment.

2.4. Reasons for **A2C3999700080 Diesel Injection Not Working Normally**

- (1) There is air in the oil circuit of the engine fuel system.
- (2) Vehicle oil pump oil supply system is not normal.
- (3) Engine common rail system oil leakage or pressure limiting valve damage.
- (4) There is a short circuit, cutting out and poor contact in the wiring harness connected to the diesel injection of the vehicle.
- (5) The long-term placement of the diesel injection causes the anti-rust oil to solidify, and the internal components are stuck or the oil holes are blocked.

⚠ Before installing, carefully check whether other components in the common rail system except the diesel injection are damaged so as to prevent the diesel injection from not working properly after being replaced.

2.5. Causes of **A2C3999700080 Diesel Injection Being Damaged**

- (1) The operator does not operate properly according to engine maintenance manual during disassembly or installation, resulting in damage to the diesel injection.
- (2) The fuel oil used for the vehicle does not meet the standard cause damage to the diesel injection, such as: the water content in the fuel oil exceeds the standard, iron powder, aluminum powder, sulfide impurities exceed the standard, etc.
- (3) The engine is not regularly maintained according to the engine maintenance manual (please refer to the vehicle maintenance manual for the maintenance mileage). For example, failure to replace the lubricating oil of the engine system for a long time will cause abnormal wear of the engine, excessive exhaust gas volume or a large amount of carbon deposits inside the engine. The filter is not replaced during maintenance or the replaced filter cannot reach the original filter standard. all above reasons can cause damage to the diesel injection.
- (4) The abrasion of the oil pump produces iron powder and aluminum powder enter the diesel injection and cause damage to the diesel injection.
- (5) The deformation and abrasion of fuel tank result in iron powder or aluminum powder entering the

diesel injection and causing damage to the diesel injection.

(6) The diesel injection is damaged due to replacement or adjustment of the relevant parts of the diesel injection. For example, the valve clearance does not meet the standard after the engine is repaired, the replacement or modification of the wiring harness connected to the diesel injection fails to meet the original standard.

(7) The engine is overheated and overloaded for a long time working results in damage to the diesel injection.

(8) The diesel injection will be damaged naturally at the end of its working life.

(9) The diesel injection is magnetized (diesel injection parts' magnetic exceeded) causing the diesel injection to not work properly.

⚠ Before replacing the diesel injection, please check the engine parts carefully according to the engine maintenance manual to avoid the diesel injection being damaged again after replacement.

2.6. A2C3999700080 Diesel Injection Technical Support Obtaining Methods

- 1) Diesel Injection Technical Data: <https://www.dieselinjections.com/download/>
- 2) Diesel Injection Videos: <https://www.dieselinjections.com/videos/>
- 3) Diesel Injection Encyclopedia: <https://www.dieselinjections.com/category/news/encyclopedia/>
- 4) YouTube:

Visit https://www.youtube.com/channel/UCByvYBx7VjV_mAfxh_Hu-aw to get the technical videos, stay tuned for more information.

3. A2C3999700080 Diesel Injection Purchase and Delivery

3.1. A2C3999700080 Diesel Injection Purchase Payment Term

Payment Terms: T/T, PayPal, Alipay, WeChat

Please contact our salesmen for specific payment information.

3.2. A2C3999700080 Diesel Injection Main Sales Markets

Diesel injection main sales markets: Asia, Europe, North America, South America, Africa etc.

3.3. A2C3999700080 Diesel Injection Declaration Requirements

We can assist customers to provide the following documents for import customs clearance: contract, invoice, packing list, bill of lading, insurance policy, certificate of origin, etc.

3.4. A2C3999700080 Diesel Injection Shipping Ways

Destination in China areas: SF Express, Debon Express, the corresponding logistics company can be provided according to customer requirements in special cases.

Destinations out of China's areas: DHL, UPS, FedEx, TNT air, ocean or other shipping methods required by customers.

3.5. A2C3999700080 Diesel Injection Lead time

Lead time: Send out within 3 – 7 working days after receiving payment (Except for special products and special cases) .


3.6. A2C3999700080 Diesel Injection Logistics Time for Destination Out of China's Areas

DHL Logistics Time :

| Country or Region of Departure | Hong Kong, China | Other Countries or Regions of Asia | Australia and New Zealand | Europe | America | Other Countries |
|--------------------------------|------------------|------------------------------------|---------------------------|--------|-----------|-----------------|
| China's Mainland | 7 Days | 7 Days | 8 Days | 8 Days | 8-12 Days | 7-10 Days |

UPS Logistics Time: Country or Region of Departure: China's Mainland

| Country of Destination | Estimated Arrival Time | Country of Destination | Estimated Arrival Time | Country of Destination | Estimated Arrival Time |
|------------------------|------------------------|------------------------|------------------------|------------------------|------------------------|
| Japan | 3 Days | UK | 5-7Days | Egypt | 5-7 Days |
| Turkey | 5-7 Days | Singapore | 3 Days | Switzerland | 5-7 Days |
| Bahrain | 5-7 Days | Latvia | 7-10 Days | New Zealand | 7-10 Days |
| Sri Lanka | 5-7 Days | Thailand | 3 Days | Austria | 5-7 Days |
| Romania | 5-7 Days | Vietnam | 3-5 Days | Estonia | 5-7 Days |
| Malaysia | 3-5 Days | Israel | 5-7 Days | Mexico | 7-10 Days |
| France | 5-7 Days | America | 5-7 Days | United Arab Emirates | 5-7 Days |
| Italy | 5-7 Days | Netherlands | 5-7 Days | Bengal | 7-10 Days |
| Lebanon | 5-7 Days | Philippine | 3-5 Days | Greece | 7-10 Days |
| South Korea | 3 Days | Spain | 5-7 Days | Myanmar | 5-7 Days |
| Canada | 5-7 Days | Germany | 5-7 Days | Saudi Arabia | 7-10 Days |
| Portugal | 5-7 Days | Australia | 5-7 Days | South Africa | 7-10 Days |
| Denmark | 5-7 Days | Belgium | 5-7 Days | Ukraine | 7-10 Days |
| India | 7-10 Days | Qatar | 7-10 Days | Poland | 5-7 Days |
| Indonesia | 3-5 Days | Morocco | 7-10 Days | Pakistan | 7-10 Days |
| Kuwait | 7-10 Days | | | | |

 The logistics time is for reference only , subjects are according to the actual arrival.


3.7. A2C3999700080 Diesel Injection Packing

Domestic express packaging: Usually wrapped in waterproof scotch tape, such as picture No.1.




International express packaging: Wrapped with waterproof yellow tape After wrapping the black protective film, such as picture No. 2.

Pallet Shipping: Use fumigation free and recycling trays that meet export requirements, and use white wrapping protective film to wrap and bind with cable ties for the outside, such as picture No. 3, also, the products can be packaged according to customers' requirements.

 The packing tray is made of plastic and can be recycled.

 Transparent tape, yellow tape, black wrapping protective film, white wrapping protective film are non-degradable materials, please dispose of them properly.

 Minors are prohibited from using transparent tape, yellow tape, black wrapping protective film, and white wrapping protective film to avoid personal injury.

| | | |
|-----------------------------------------------------------------------------------|----------------------------------------------------------------------------------------------------------|-------------------------------------------------------------------------------------------------------------------------------------------|
|  |  |  |
| Domestic express packaging: Wrapped with Transparent tape | International express packaging: Wrapped with yellow tape after wrapping black protective film | Pallet Shipping: Use pallet that meet export requirements, and use white wrapping protective film to wrap and bind with cable ties |

4. **A2C3999700080 Diesel Injection Storage Standard**

(1) **Choose a suitable storage place**

The warehouse and cargo yard where the diesel injection is stored should be kept clean and dry, and away from the factory buildings that generate harmful gases and dust; do not mix with acid, alkali, salt and other substances; the storage place should have a good drainage system; the cargo yard should be flattened with gravel or furnace ash etc. to enhance the water permeability of the surface layer to keep the reservoir area dry.

(2) **Strict requirements of warehousing**

Strict inspections should be carried out when the diesel injections are put into storage, the surface cleaning work should be done well to remove water traces, oil stains, ash and other dirt, remove the rust and do anti-rust treatment in time. Packaged diesel injections must be protected from damage.

(3) **Keep the warehouse dry and preventing moisture**

The relative humidity is usually below 70% for the diesel injections placed in the room, and the corrosion of the diesel injections is significantly reduced.

The diesel injections must be stored in the warehouse, and they are forbidden to store in the same warehouse with commodities with high water content.

(4) **Stack Properly**

After the diesel injection is exposed to rain, the corrosion rate will increase significantly. The purpose of sealing is to isolate the diesel injection from rainwater and humid air, so the warehouse window should be checked in time to avoid rainwater entering the warehouse

If the diesel injection package is damaged, it should be repaired or replaced; when the package is damp, the packaging material should be dried; if the original anti-corrosion and oil applied at the factory is found to be damaged or dried up, it should be cleaned and re-applied oil in time.

⚠ **It is forbidden to leave the diesel injection exposed in the air for a long time.**

⚠ **It is forbidden to store acid, alkali, salt and other substances together with the diesel injection.**


⚠ **The unpacked diesel injection must be rust-proof during secondary storage.**


5. Company Information





5.1. Company Introduction


 **Mob Phone/WeChat:** +86-13410541523


 **HK Telephone:** +852-67653519

 **Telephone:** +86-755-23215133

 **Shenzhen Office:** 11-12, Floor 14, Building 13, Qinchengda Building, Exit A, Honglang North Subway Station, Bao'an District, Shenzhen, China's Mainland

 **Shenzhen Office:** Exit C, Qiao Touxu Metro Station, NO. 66 Chongqing Road, Fuhai Avenue, Bao'an District, Shenzhen, China Mainland

 **Hong Kong Office:** Jianfa Street Industrial Zone, Tuen Mun, New Territories, Hong Kong, China

 **After-sales Service Address:** Please contact our salesmen to obtain and provide the corresponding product maintenance reasons (Reference: [1.10. A2C3999700080 Diesel Injection Warranty Instructions](#))

5.2. Salesmen's Contact Information

| Name | WeChat/WhatsApp |
|------|-----------------|
| Ruby | +86-13410541523 |

6. Copyright Statement

The copyright, and other intellectual property rights belong to this website (www.dieselinjections.com). The images with "Shumatt" trademark is authorized by Shenzhen Shumatt Technology Co., Ltd., and is protected by the Copyright Law of the People's Republic of China, international copyright treaties, and related laws and regulations on intellectual property protection.

Without written authorization from www.dieselinjections.com, no media or individual may use the content in " **A2C3999700080** *Diesel Injection Technical Data*" for any commercial purposes (including but not limited to modifying, copying, intercepting, compiling, uploading, reproducing, and disseminating) in any way or medium. Otherwise it will be deemed as infringement, www.dieselinjections.com reserves the right to pursue its legal responsibilities in accordance with the law.